

TBJ Series



CWR11 - MIL-PRF-55365/8 Established Reliability, COTS-Plus & Space Level



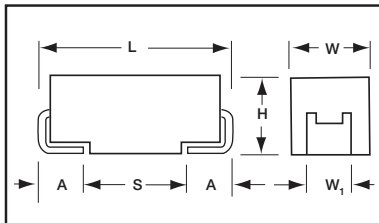
Fully qualified to MIL-PRF-55365/8, the CWR11 is the military version of EIA-535BAAC, with four case sizes designed for maximum packaging efficiency on 8mm & 12mm tape for high volume production (ensuring no TCE mismatch with any substrate). This construction is compatible with a wide range of SMT board assembly processes including wave or reflow solder, conductive epoxy or compression bonding techniques. The part also carries full polarity, capacitance / voltage and JAN brand marking.

For Space Level applications, AVX SRC9000 qualification is recommended (see ratings table for part number availability).

There are four termination finishes available: solder plated, fused solder plated, hot solder dipped and gold plated (these are "H", "K", "C" and "B" termination, respectively, per MIL-PRF-55365).

The molding compound has been selected to meet the requirements of UL94V-0 (Flame Retardancy) and outgassing requirements of NASA SP-R-0022A.

The series is qualified to MIL-PRF-55365 Weibull "B", "C", "D" and "T" levels, with all surge options ("A", "B" & "C") available.



MARKING

(Brown marking on gold body)



Polarity Stripe (+)

"J" for "JAN" Brand
Capacitance Code

Rated Voltage
Manufacturer's ID

CASE DIMENSIONS: millimeters (inches)

| Case Code | EIA Code | Length (L) | Width (W) | Height (H) | Term. Width (W ₁) ±0.10 (±0.004) | Term. Length A ±0.30 (±0.012) | S min |
|-----------|----------|----------------------------|----------------------------|----------------------------|--|-------------------------------|--------------|
| A | 3216-18 | 3.20±0.20 (0.126±0.008) | 1.60±0.20 (0.063±0.008) | 1.60±0.20 (0.063±0.008) | 1.20 (0.047) | 0.80 (0.031) | 1.80 (0.071) |
| B | 3528-21 | 3.50±0.20 (0.138±0.008) | 2.80±0.20 (0.110±0.008) | 1.90±0.20 (0.075±0.008) | 2.20 (0.087) | 0.80 (0.031) | 1.40 (0.055) |
| C | 6032-28 | 6.00±0.30 (0.236±0.012) | 3.20±0.30 (0.126±0.012) | 2.50±0.30 (0.098±0.012) | 2.20 (0.087) | 1.30 (0.051) | 2.90 (0.114) |
| D | 7343-31 | 7.30±0.30 (0.287±0.012) | 4.30±0.30 (0.169±0.012) | 2.80±0.30 (0.110±0.012) | 2.40 (0.094) | 1.30 (0.051) | 4.40 (0.173) |

CAPACITANCE AND RATED VOLTAGE, V_R (MIL VOLTAGE CODE) RANGE CASE SIZE (ESR IN mΩ)

| Capacitance | | Rated voltage DC (V _R) to 85°C | | | | | | | |
|-------------|------|--|--------|---------|---------|---------|---------|---------|---------|
| μF | Code | 4V (C) | 6V (D) | 10V (F) | 15V (H) | 20V (J) | 25V (K) | 35V (M) | 50V (N) |
| 0.10 | 104 | | | | | | | A | A |
| 0.15 | 154 | | | | | | | A | B |
| 0.22 | 224 | | | | | | | A | B |
| 0.33 | 334 | | | | | | A | A | B |
| 0.47 | 474 | | | | | A | A | B | C |
| 0.68 | 684 | | | | A | A | B | B | C |
| 1.0 | 105 | | | A | A | A | B | B | C |
| 1.5 | 155 | | A | A | A | B | B | C | D |
| 2.2 | 225 | A | A | A | B | B | C | C | D |
| 3.3 | 335 | | A | B | B | B | C | C | D |
| 4.7 | 475 | A | B | B | B | C | C | D | D |
| 6.8 | 685 | B | B | B | B | C | D | D | |
| 10 | 106 | B | B | | C | | D | | |
| 15 | 156 | B | C | C | | D | D | | |
| 22 | 226 | | C | | D | D | | | |
| 33 | 336 | C | | D | D | | | | |
| 47 | 476 | | D | | | | | | |
| 68 | 686 | D | D | | | | | | |
| 100 | 107 | D | | | | | | | |
| 150 | 157 | | | | | | | | |
| 220 | 227 | | | | | | | | |
| 330 | 337 | | | | | | | | |



HOW TO ORDER

COTS-PLUS & MIL QPL (CWR11):

| TBJ | D | 686 | * | 006 | C | □ | # | @ | 0 | ^ | ++ |
|-------------|------------------|--|---|---|--|---|---|--|--|--|---|
| Type | Case Size | Capacitance Code pF code: 1st two digits represent significant figures 3rd digit represents multiplier (number of zeros to follow) | Capacitance Tolerance M = ±20% K = ±10% J = ±5% | Voltage Code 004 = 4Vdc 006 = 6Vdc 010 = 10Vdc 015 = 15Vdc 020 = 20Vdc 025 = 25Vdc 035 = 35Vdc 050 = 50Vdc | Standard or Low ESR Range C = Std ESR L = Low ESR | Packaging B = Bulk R = 7" T&R S = 13" T&R W = Waffle See page 5 for additional packaging options. | Inspection Level S = Std. Conformance L = Group A M = MIL (JAN) CWR09 | Reliability Grade Weibull: B = 0.1%/1000 hrs. 90% conf. C = 0.01%/1000 hrs. 90% conf. D = 0.001%/1000 hrs. 90% conf. T = T Level Z = Non-ER | Qualification Level 0 = N/A 9 = SRC9000 | Termination Finish H = Solder Plated 0 = Fused Solder Plated 8 = Hot Solder Dipped 9 = Gold Plated 7 = Matte Sn (COTS-Plus only) | Surge Test Option 00 = None 23 = 10 Cycles, +25°C 24 = 10 Cycles, -55°C & +85°C 45 = 10 cycles, -55°C & +85°C before Weibull |

CWR11 P/N CROSS REFERENCE:

| CWR11 | D | ^ | 686 | * | @ | + | □ |
|-------------|---|---|--|---|--|--|---|
| Type | Voltage Code C = 4Vdc D = 6Vdc F = 10Vdc H = 15Vdc J = 20Vdc K = 25Vdc M = 35Vdc N = 50Vdc | Termination Finish H = Solder Plated K = Solder Fused Dipped C = Hot Solder Dipped B = Gold Plated | Capacitance Code pF code: 1st two digits represent significant figures 3rd digit represents multiplier (number of zeros to follow) | Capacitance Tolerance M = ±20% K = ±10% J = ±5% | Reliability Grade Weibull: B = 0.1%/1000 hrs. 90% conf. C = 0.01%/1000 hrs. 90% conf. D = 0.001%/1000 hrs. 90% conf. T = T Level A = Non-ER | Surge Test Option A = 10 cycles, +25°C B = 10 cycles, -55°C & +85°C C = 10 cycles, -55°C & +85°C before Weibull If blank, None required | Packaging Bulk = Standard TR = 7" T&R WR = Waffle See page 5 for additional packaging options. |

SPACE LEVEL OPTIONS TO SRC9000*:

| TBJ | D | 686 | * | 006 | C | □ | L | @ | 9 | ^ | ++ |
|-------------|------------------|--|---|---|--|---|--|---|---|---|---|
| Type | Case Size | Capacitance Code pF code: 1st two digits represent significant figures 3rd digit represents multiplier (number of zeros to follow) | Capacitance Tolerance M = ±20% K = ±10% J = ±5% | Voltage Code 004 = 4Vdc 006 = 6Vdc 010 = 10Vdc 015 = 15Vdc 020 = 20Vdc 025 = 25Vdc 035 = 35Vdc 050 = 50Vdc | Standard or Low ESR Range C = Std ESR L = Low ESR | Packaging B = Bulk R = 7" T&R S = 13" T&R W = Waffle See page 5 for additional packaging options. | Inspection Level L = Group A | Reliability Grade Weibull: B = 0.1%/1000 hrs. 90% conf. C = 0.01%/1000 hrs. 90% conf. D = 0.001%/1000 hrs. 90% conf. | Qualification Level 9 = SRC9000 | Termination Finish H = Solder Plated 0 = Fused Solder Plated 8 = Hot Solder Dipped 9 = Gold Plated | Surge Test Option 00 = 10 Cycles, -55°C & +85°C 45 = 10 cycles, -55°C & +85°C before Weibull |

*Contact factory for AVX SRC9000 Space Level SCD details.

TECHNICAL SPECIFICATIONS

| | | | | | | | | | | |
|-------------------------------------|---|-----|---|----|----|----|----|----|----|--|
| Technical Data: | Unless otherwise specified, all technical data relate to an ambient temperature of 25°C | | | | | | | | | |
| Capacitance Range: | 0.1 μF to 100 μF | | | | | | | | | |
| Capacitance Tolerance: | ±5%; ±10%; ±20% | | | | | | | | | |
| Rated Voltage: (V _R) | ≤85°C: | 4 | 6 | 10 | 16 | 20 | 25 | 35 | 50 | |
| Category Voltage: (V _C) | 125°C: | 2.7 | 4 | 7 | 10 | 13 | 17 | 23 | 33 | |
| Surge Voltage: (V _S) | ≤85°C: | 5.2 | 8 | 13 | 20 | 26 | 32 | 46 | 65 | |
| | 125°C: | 3.4 | 5 | 8 | 13 | 16 | 20 | 28 | 40 | |
| Temperature Range: | -55°C to +125°C | | | | | | | | | |

CWR11 - MIL-PRF-55365/8 Established Reliability, COTS-Plus & Space Level

| RATING & PART NUMBER REFERENCE | | | Parametric Specifications by Rating per MIL-PRF-55365/8 | | | | | | | | | | Typical Ripple Data by Rating | | | | | | | | | |
|--------------------------------|-------------------------|-------------------------|---|-------------|------------|------------------|--------------|--------------|-------------|-----------|------------|-------------------|-------------------------------|-------------|------------|-------------|------------|--------------|------------|--------------|--|--|
| CWR11 P/N | AVX COTS-Plus P/N | AVX SRC9000 P/N | Case | Cap @ 120Hz | | DC Rated Voltage | | ESR @ 100kHz | | DF Max | | Power Dissipation | | 25°C Ripple | | 85°C Ripple | | 125°C Ripple | | 150°C Ripple | | |
| | | | | µF @ 25°C | µF @ +85°C | V @ +85°C | Ohms @ +25°C | +25°C (µA) | +125°C (µA) | +25°C (%) | +125°C (%) | W | A (100kHz) | V (100kHz) | A (100kHz) | V (100kHz) | A (100kHz) | V (100kHz) | A (100kHz) | V (100kHz) | | |
| CWR11C225@H | TBJA.225*004C□□□□□□□□□□ | TBJA.225*004C□□□□□□□□□□ | A | 2.2 | 4 | 4 | 8 | 0.5 | 5 | 6 | 6 | 9 | 0.075 | 0.10 | 0.09 | 0.04 | 0.77 | 0.70 | 0.31 | 0.31 | | |
| CWR11C475@H | TBJA.475*004C□□□□□□□□□□ | TBJA.475*004C□□□□□□□□□□ | A | 4.7 | 4 | 4 | 8 | 0.5 | 5 | 6 | 6 | 9 | 0.075 | 0.10 | 0.09 | 0.04 | 0.77 | 0.70 | 0.31 | 0.31 | | |
| CWR11C685@H | TBJB.685*004C□□□□□□□□□□ | TBJB.685*004C□□□□□□□□□□ | B | 6.8 | 4 | 4 | 5.5 | 0.5 | 5 | 6 | 6 | 9 | 0.085 | 0.12 | 0.11 | 0.05 | 0.68 | 0.62 | 0.27 | 0.27 | | |
| CWR11C106@H | TBJB.106*004C□□□□□□□□□□ | TBJB.106*004C□□□□□□□□□□ | B | 10 | 4 | 4 | 4 | 0.5 | 5 | 6 | 6 | 9 | 0.085 | 0.12 | 0.11 | 0.05 | 0.68 | 0.62 | 0.27 | 0.27 | | |
| CWR11C156@H | TBJB.156*004C□□□□□□□□□□ | TBJB.156*004C□□□□□□□□□□ | B | 15 | 4 | 4 | 3.5 | 0.6 | 6 | 7.2 | 6 | 9 | 0.085 | 0.16 | 0.14 | 0.06 | 0.55 | 0.49 | 0.22 | 0.22 | | |
| CWR11C336@H | TBJC.336*004C□□□□□□□□□□ | TBJC.336*004C□□□□□□□□□□ | C | 33 | 4 | 2.2 | 1.3 | 1.3 | 13 | 15.6 | 6 | 9 | 0.110 | 0.22 | 0.20 | 0.09 | 0.49 | 0.44 | 0.20 | 0.20 | | |
| CWR11C686@H | TBJD.686*004C□□□□□□□□□□ | TBJD.686*004C□□□□□□□□□□ | D | 68 | 4 | 1.1 | 2.7 | 2.7 | 27 | 32.4 | 6 | 9 | 0.150 | 0.37 | 0.33 | 0.15 | 0.41 | 0.37 | 0.16 | 0.16 | | |
| CWR11C107@H | TBJD.107*004C□□□□□□□□□□ | TBJD.107*004C□□□□□□□□□□ | D | 100 | 4 | 0.9 | 4 | 4 | 40 | 48 | 8 | 12 | 0.150 | 0.41 | 0.37 | 0.16 | 0.37 | 0.33 | 0.15 | 0.15 | | |
| CWR11D155@H | TBJA.155*006C□□□□□□□□□□ | TBJA.155*006C□□□□□□□□□□ | A | 1.5 | 6 | 8 | 8 | 0.5 | 5 | 6 | 6 | 9 | 0.075 | 0.10 | 0.09 | 0.04 | 0.77 | 0.70 | 0.31 | 0.31 | | |
| CWR11D225@H | TBJA.225*006C□□□□□□□□□□ | TBJA.225*006C□□□□□□□□□□ | A | 2.2 | 6 | 8 | 8 | 0.5 | 5 | 6 | 6 | 9 | 0.075 | 0.10 | 0.09 | 0.04 | 0.77 | 0.70 | 0.31 | 0.31 | | |
| CWR11D335@H | TBJA.335*006C□□□□□□□□□□ | TBJA.335*006C□□□□□□□□□□ | A | 3.3 | 6 | 8 | 8 | 0.5 | 5 | 6 | 6 | 9 | 0.075 | 0.10 | 0.09 | 0.04 | 0.77 | 0.70 | 0.31 | 0.31 | | |
| CWR11D475@H | TBJB.475*006C□□□□□□□□□□ | TBJB.475*006C□□□□□□□□□□ | B | 4.7 | 6 | 5.5 | 5 | 0.5 | 5 | 6 | 6 | 9 | 0.085 | 0.12 | 0.11 | 0.05 | 0.68 | 0.62 | 0.27 | 0.27 | | |
| CWR11D685@H | TBJB.685*006C□□□□□□□□□□ | TBJB.685*006C□□□□□□□□□□ | B | 6.8 | 6 | 4.5 | 0.5 | 0.5 | 5 | 6 | 6 | 9 | 0.085 | 0.14 | 0.12 | 0.05 | 0.62 | 0.56 | 0.25 | 0.25 | | |
| CWR11D106@H | TBJB.106*006C□□□□□□□□□□ | TBJB.106*006C□□□□□□□□□□ | B | 10 | 6 | 3.5 | 0.6 | 0.6 | 6 | 7.2 | 6 | 9 | 0.085 | 0.16 | 0.14 | 0.06 | 0.55 | 0.49 | 0.22 | 0.22 | | |
| CWR11D156@H | TBJC.156*006C□□□□□□□□□□ | TBJC.156*006C□□□□□□□□□□ | C | 15 | 6 | 3 | 0.9 | 0.9 | 10.8 | 12.8 | 6 | 9 | 0.110 | 0.19 | 0.17 | 0.08 | 0.57 | 0.52 | 0.23 | 0.23 | | |
| CWR11D226@H | TBJC.226*006C□□□□□□□□□□ | TBJC.226*006C□□□□□□□□□□ | C | 22 | 6 | 2.2 | 1.4 | 1.4 | 14 | 16.8 | 6 | 9 | 0.110 | 0.22 | 0.20 | 0.09 | 0.49 | 0.44 | 0.20 | 0.20 | | |
| CWR11D476@H | TBJD.476*006C□□□□□□□□□□ | TBJD.476*006C□□□□□□□□□□ | D | 47 | 6 | 1.1 | 2.8 | 2.8 | 28 | 33.6 | 6 | 9 | 0.150 | 0.37 | 0.33 | 0.15 | 0.41 | 0.37 | 0.16 | 0.16 | | |
| CWR11D686@H | TBJD.686*006C□□□□□□□□□□ | TBJD.686*006C□□□□□□□□□□ | D | 68 | 6 | 0.9 | 4.3 | 4.3 | 43 | 51.6 | 6 | 9 | 0.150 | 0.41 | 0.37 | 0.16 | 0.37 | 0.33 | 0.15 | 0.15 | | |
| CWR11F155@H | TBJA.155*010C□□□□□□□□□□ | TBJA.155*010C□□□□□□□□□□ | A | 1 | 10 | 10 | 8 | 0.5 | 5 | 6 | 6 | 9 | 0.075 | 0.10 | 0.09 | 0.04 | 0.77 | 0.70 | 0.31 | 0.31 | | |
| CWR11F225@H | TBJA.225*010C□□□□□□□□□□ | TBJA.225*010C□□□□□□□□□□ | A | 1.5 | 10 | 8 | 8 | 0.5 | 5 | 6 | 6 | 9 | 0.075 | 0.10 | 0.09 | 0.04 | 0.77 | 0.70 | 0.31 | 0.31 | | |
| CWR11F335@H | TBJA.335*010C□□□□□□□□□□ | TBJA.335*010C□□□□□□□□□□ | A | 2.2 | 10 | 8 | 8 | 0.5 | 5 | 6 | 6 | 9 | 0.075 | 0.10 | 0.09 | 0.04 | 0.77 | 0.70 | 0.31 | 0.31 | | |
| CWR11F475@H | TBJB.475*010C□□□□□□□□□□ | TBJB.475*010C□□□□□□□□□□ | B | 3.3 | 10 | 5.5 | 0.5 | 0.5 | 5 | 6 | 6 | 9 | 0.085 | 0.12 | 0.11 | 0.05 | 0.68 | 0.62 | 0.27 | 0.27 | | |
| CWR11F685@H | TBJB.685*010C□□□□□□□□□□ | TBJB.685*010C□□□□□□□□□□ | B | 4.7 | 10 | 4.5 | 0.5 | 0.5 | 5 | 6 | 6 | 9 | 0.085 | 0.14 | 0.12 | 0.05 | 0.62 | 0.56 | 0.25 | 0.25 | | |
| CWR11F156@H | TBJC.156*010C□□□□□□□□□□ | TBJC.156*010C□□□□□□□□□□ | C | 6.8 | 10 | 3.5 | 0.7 | 0.7 | 8.4 | 6 | 6 | 9 | 0.085 | 0.16 | 0.14 | 0.06 | 0.55 | 0.49 | 0.22 | 0.22 | | |
| CWR11F336@H | TBJC.336*010C□□□□□□□□□□ | TBJC.336*010C□□□□□□□□□□ | C | 15 | 10 | 2.5 | 1.5 | 1.5 | 15 | 18 | 6 | 9 | 0.110 | 0.21 | 0.19 | 0.08 | 0.52 | 0.47 | 0.21 | 0.21 | | |
| CWR11F476@H | TBJD.476*010C□□□□□□□□□□ | TBJD.476*010C□□□□□□□□□□ | D | 33 | 10 | 1.1 | 3.3 | 3.3 | 33 | 39.6 | 6 | 9 | 0.150 | 0.37 | 0.33 | 0.15 | 0.41 | 0.37 | 0.16 | 0.16 | | |
| CWR11F686@H | TBJD.686*010C□□□□□□□□□□ | TBJD.686*010C□□□□□□□□□□ | D | 47 | 10 | 0.9 | 4.7 | 4.7 | 47 | 56.4 | 6 | 9 | 0.150 | 0.41 | 0.37 | 0.16 | 0.37 | 0.33 | 0.15 | 0.15 | | |
| CWR11H155@H | TBJA.155*015C□□□□□□□□□□ | TBJA.155*015C□□□□□□□□□□ | A | 0.68 | 15 | 12 | 10 | 0.5 | 5 | 6 | 6 | 9 | 0.075 | 0.08 | 0.07 | 0.03 | 0.95 | 0.85 | 0.38 | 0.38 | | |
| CWR11H225@H | TBJA.225*015C□□□□□□□□□□ | TBJA.225*015C□□□□□□□□□□ | A | 1 | 15 | 10 | 10 | 0.5 | 5 | 6 | 6 | 9 | 0.075 | 0.09 | 0.08 | 0.03 | 0.87 | 0.78 | 0.35 | 0.35 | | |
| CWR11H335@H | TBJA.335*015C□□□□□□□□□□ | TBJA.335*015C□□□□□□□□□□ | A | 1.5 | 15 | 8 | 8 | 0.5 | 5 | 6 | 6 | 9 | 0.075 | 0.10 | 0.09 | 0.04 | 0.77 | 0.70 | 0.31 | 0.31 | | |
| CWR11H475@H | TBJB.475*015C□□□□□□□□□□ | TBJB.475*015C□□□□□□□□□□ | B | 2.2 | 15 | 5.5 | 0.5 | 0.5 | 5 | 6 | 6 | 9 | 0.085 | 0.12 | 0.11 | 0.05 | 0.68 | 0.62 | 0.27 | 0.27 | | |
| CWR11H685@H | TBJB.685*015C□□□□□□□□□□ | TBJB.685*015C□□□□□□□□□□ | B | 3.3 | 15 | 5 | 0.5 | 0.5 | 5 | 6 | 6 | 9 | 0.085 | 0.13 | 0.12 | 0.05 | 0.65 | 0.59 | 0.26 | 0.26 | | |
| CWR11H156@H | TBJC.156*015C□□□□□□□□□□ | TBJC.156*015C□□□□□□□□□□ | C | 4.7 | 15 | 4 | 0.7 | 0.7 | 8.4 | 6 | 6 | 9 | 0.085 | 0.15 | 0.13 | 0.06 | 0.58 | 0.52 | 0.23 | 0.23 | | |
| CWR11H336@H | TBJC.336*015C□□□□□□□□□□ | TBJC.336*015C□□□□□□□□□□ | C | 10 | 15 | 2.5 | 1.5 | 1.5 | 16 | 19.2 | 6 | 9 | 0.110 | 0.21 | 0.19 | 0.08 | 0.52 | 0.47 | 0.21 | 0.21 | | |
| CWR11H476@H | TBJD.476*015C□□□□□□□□□□ | TBJD.476*015C□□□□□□□□□□ | D | 22 | 15 | 1.1 | 3.3 | 3.3 | 33 | 39.6 | 6 | 9 | 0.150 | 0.37 | 0.33 | 0.15 | 0.41 | 0.37 | 0.16 | 0.16 | | |
| CWR11H686@H | TBJD.686*015C□□□□□□□□□□ | TBJD.686*015C□□□□□□□□□□ | D | 33 | 15 | 0.9 | 4.7 | 4.7 | 47 | 56.4 | 6 | 9 | 0.150 | 0.41 | 0.37 | 0.16 | 0.37 | 0.33 | 0.15 | 0.15 | | |
| CWR11J155@H | TBJA.155*020C□□□□□□□□□□ | TBJA.155*020C□□□□□□□□□□ | A | 0.47 | 20 | 14 | 0.5 | 0.5 | 5 | 6 | 6 | 9 | 0.075 | 0.07 | 0.07 | 0.03 | 1.02 | 0.92 | 0.41 | 0.41 | | |
| CWR11J225@H | TBJA.225*020C□□□□□□□□□□ | TBJA.225*020C□□□□□□□□□□ | A | 0.68 | 20 | 12 | 0.5 | 0.5 | 5 | 6 | 6 | 9 | 0.075 | 0.08 | 0.07 | 0.03 | 0.95 | 0.85 | 0.38 | 0.38 | | |
| CWR11J335@H | TBJA.335*020C□□□□□□□□□□ | TBJA.335*020C□□□□□□□□□□ | A | 1 | 20 | 10 | 0.5 | 0.5 | 5 | 6 | 6 | 9 | 0.075 | 0.09 | 0.08 | 0.03 | 0.87 | 0.78 | 0.35 | 0.35 | | |
| CWR11J475@H | TBJB.475*020C□□□□□□□□□□ | TBJB.475*020C□□□□□□□□□□ | B | 1.5 | 20 | 6 | 0.5 | 0.5 | 5 | 6 | 6 | 9 | 0.085 | 0.12 | 0.11 | 0.05 | 0.71 | 0.64 | 0.29 | 0.29 | | |
| CWR11J685@H | TBJB.685*020C□□□□□□□□□□ | TBJB.685*020C□□□□□□□□□□ | B | 2.2 | 20 | 5 | 0.5 | 0.5 | 5 | 6 | 6 | 9 | 0.085 | 0.13 | 0.12 | 0.05 | 0.65 | 0.59 | 0.26 | 0.26 | | |
| CWR11J156@H | TBJC.156*020C□□□□□□□□□□ | TBJC.156*020C□□□□□□□□□□ | C | 3.3 | 20 | 4 | 0.7 | 0.7 | 8.4 | 6 | 6 | 9 | 0.085 | 0.15 | 0.13 | 0.06 | 0.58 | 0.52 | 0.23 | 0.23 | | |
| CWR11J336@H | TBJC.336*020C□□□□□□□□□□ | TBJC.336*020C□□□□□□□□□□ | C | 4.7 | 20 | 3 | 1 | 1 | 10 | 12 | 6 | 9 | 0.110 | 0.19 | 0.17 | 0.08 | 0.57 | 0.52 | 0.23 | 0.23 | | |
| CWR11J476@H | TBJD.476*020C□□□□□□□□□□ | TBJD.476*020C□□□□□□□□□□ | D | 6.8 | 20 | 2.4 | 1.4 | 1.4 | 14 | 16.8 | 6 | 9 | 0.110 | 0.21 | 0.19 | 0.09 | 0.51 | 0.46 | 0.21 | 0.21 | | |
| CWR11J686@H | TBJD.686*020C□□□□□□□□□□ | TBJD.686*020C□□□□□□□□□□ | D | 15 | 20 | 1.1 | 3 | 3 | 30 | 36 | 6 | 9 | 0.150 | 0.37 | 0.33 | 0.15 | 0.41 | 0.37 | 0.16 | 0.16 | | |
| CWR11K155@H | TBJA.155*025C□□□□□□□□□□ | TBJA.155*025C□□□□□□□□□□ | A | 0.33 | 25 | 15 | 0.5 | 0.5 | 5 | 6 | 6 | 9 | 0.075 | 0.07 | 0.07 | 0.03 | 1.06 | 0.95 | 0.42 | 0.42 | | |
| CWR11K225@H | TBJA.225*025C□□□□□□□□□□ | TBJA.225*025C□□□□□□□□□□ | A | 0.47 | 25 | 14 | 0.5 | 0.5 | 5 | 6 | 6 | 9 | 0.075 | 0.07 | 0.07 | 0.03 | 1.02 | 0.92 | 0.41 | 0.41 | | |
| CWR11K335@H | TBJA.335*025C□□□□□□□□□□ | TBJA.335*025C□□□□□□□□□□ | A | 0.68 | 25 | 7.5 | 0.5 | 0.5 | 5 | 6 | 6 | 9 | 0.085 | 0.11 | 0.10 | 0.04 | 0.80 | 0.72 | 0.32 | 0.32 | | |
| CWR11K475@H | TBJB.475*025C□□□□□□□□□□ | TBJB.475*025C□□□□□□□□□□ | B | 1 | 25 | 6.5 | 0.5 | 0.5 | 5 | 6 | 6 | 9 | 0.085 | 0.11 | 0.10 | 0.05 | 0.74 | 0.67 | 0.30 | 0.30 | | |
| CWR11K685@H | TBJB.685*025C□□□□□□□□□□ | TBJB.685*025C□□□□□□□□□□ | B | 1.5 | 25 | 6.5 | 0.5 | 0.5 | 5 | 6 | 6 | 9 | 0.085 | 0.11 | 0.10 | 0.05 | 0.74 | 0.67 | 0.30 | 0.30 | | |
| CWR11K156@H | TBJC.156*025C□□□□□□□□□□ | TBJC.156*025C□□□□□□□□□□ | C | 2.2 | 25 | 3.5 | 0.5 | 0.5 | 5 | 6 | 6 | 9 | 0.110 | 0.18 | 0.16 | 0.07 | 0.62 | 0.56 | 0.25 | 0.25 | | |
| CWR11K336@H | TBJC.336*025C□□□□□□□□□□ | TBJC.336*025C□□□□□□□□□□ | C | 3.3 | 25 | 3.5 | 0.9 | 0.9 | 9 | 10.8 | 6 | 9 | 0.110 | 0.18 | 0.16 | 0.07 | 0.62 | 0.56 | 0.25 | 0.25 | | |
| CWR11K476@H | TBJD.476*025C□□□□□□□□□□ | TBJD.476*025C□□□□□□□□□□ | C | 4.7 | 25 | 2.5 | 1.2 | 1.2 | 12 | 14.4 | 6 | 9 | 0.110 | 0.21 | 0.19 | 0.08 | 0.52 | 0.47 | 0.21 | 0.21 | | |
| CWR11K686@H | TBJD.686*025C□□□□□□□□□□ | TBJD.686*025C□□□□□□□□□□ | D | 6.8 | 25 | 1.4 | 1.7 | 1.7 | 17 | 20.4 | 6 | 9 | 0.150 | 0.33 | 0.29 | 0.13 | 0.46 | 0.41 | 0.18 | 0.18 | | |

All technical data relates to an ambient temperature of +25°C. Capacitance and DF are measured at 120Hz, 0.5V RMS with a maximum DC bias of 2.2 volts. DCL is measured at rated voltage after 5 minutes. NOTE: AVX reserves the right to supply a higher voltage rating or tighter tolerance part in the same case size, to the same reliability standards.

| RATING & PART NUMBER REFERENCE | | | Parametric Specifications by Rating per MIL-PRF-55365/8 | | | | | | | | | | Typical Ripple Data by Rating | | | | | | | | | |
|--------------------------------|--------------------------------|----------------------------------|---|--------------------|--------------------------|----------------------|-----------------|-------------|------------|-------------------------|-----------|---------------------|-------------------------------|------|----------------|------|---------------|------|---------------|---|----------------|---|
| CWR11 P/N | AVX COTS-Plus P/N | AVX SRC9000 P/N | Case | Cap @ 120Hz @ 25°C | DC Rated Voltage @ +85°C | ESR @ 100kHz @ +25°C | DCL max @ +85°C | +125°C (µA) | +25°C (µA) | DF Max + (65/125)°C (%) | -55°C (%) | Power Dissipation W | 25°C (100kHz) | | 125°C (100kHz) | | 25°C (100kHz) | | 85°C (100kHz) | | 125°C (100kHz) | |
| | | | | | | | | | | | | | V | Ohms | (µA) | (%) | A | V | A | V | A | V |
| CWR11K106④H | TBJD 106 * 025 C □ # @ 0 + + + | TBJD 106 * 025 C □ □ □ L @ 9 + + | D | 10 | 25 | 1.2 | 2.5 | 30 | 6 | 8 | 9 | 0.150 | 0.35 | 0.32 | 0.14 | 0.42 | 0.38 | 0.17 | | | | |
| CWR11K1156④H | TBJD 156 * 025 C □ # @ 0 + + + | TBJD 156 * 025 C □ □ □ L @ 9 + + | D | 15 | 25 | 1 | 3.8 | 45.6 | 6 | 9 | 9 | 0.150 | 0.39 | 0.35 | 0.15 | 0.39 | 0.35 | 0.15 | | | | |
| CWR11M104④H | TBJA 104 * 035 C □ # @ 0 + + + | TBJA 104 * 035 C □ □ □ L @ 9 + + | A | 0.1 | 35 | 24 | 0.5 | 5 | 6 | 6 | 6 | 0.075 | 0.06 | 0.05 | 0.02 | 1.34 | 1.21 | 0.54 | | | | |
| CWR11M154④H | TBJA 154 * 035 C □ # @ 0 + + + | TBJA 154 * 035 C □ □ □ L @ 9 + + | A | 0.15 | 35 | 21 | 0.5 | 5 | 6 | 6 | 6 | 0.075 | 0.06 | 0.05 | 0.02 | 1.25 | 1.13 | 0.50 | | | | |
| CWR11M224④H | TBJA 224 * 035 C □ # @ 0 + + + | TBJA 224 * 035 C □ □ □ L @ 9 + + | A | 0.22 | 35 | 18 | 0.5 | 5 | 6 | 6 | 6 | 0.075 | 0.06 | 0.06 | 0.03 | 1.16 | 1.05 | 0.46 | | | | |
| CWR11M334④H | TBJA 334 * 035 C □ # @ 0 + + + | TBJA 334 * 035 C □ □ □ L @ 9 + + | A | 0.33 | 35 | 15 | 0.5 | 5 | 6 | 6 | 6 | 0.075 | 0.07 | 0.06 | 0.03 | 1.06 | 0.96 | 0.42 | | | | |
| CWR11M474④H | TBJB 474 * 035 C □ # @ 0 + + + | TBJB 474 * 035 C □ □ □ L @ 9 + + | B | 0.47 | 35 | 10 | 0.5 | 5 | 6 | 6 | 6 | 0.085 | 0.09 | 0.08 | 0.04 | 0.92 | 0.83 | 0.37 | | | | |
| CWR11M684④H | TBJB 684 * 035 C □ # @ 0 + + + | TBJB 684 * 035 C □ □ □ L @ 9 + + | B | 0.68 | 35 | 8 | 0.5 | 5 | 6 | 6 | 6 | 0.085 | 0.10 | 0.09 | 0.04 | 0.82 | 0.74 | 0.33 | | | | |
| CWR11M105④H | TBJB 105 * 035 C □ # @ 0 + + + | TBJB 105 * 035 C □ □ □ L @ 9 + + | B | 1 | 35 | 6.5 | 0.5 | 5 | 6 | 6 | 6 | 0.085 | 0.11 | 0.10 | 0.05 | 0.74 | 0.67 | 0.30 | | | | |
| CWR11M155④H | TBJC 155 * 035 C □ # @ 0 + + + | TBJC 155 * 035 C □ □ □ L @ 9 + + | C | 1.5 | 35 | 4.5 | 0.5 | 5 | 6 | 6 | 6 | 0.110 | 0.16 | 0.14 | 0.06 | 0.70 | 0.63 | 0.28 | | | | |
| CWR11M225④H | TBJC 225 * 035 C □ # @ 0 + + + | TBJC 225 * 035 C □ □ □ L @ 9 + + | C | 2.2 | 35 | 3.5 | 0.8 | 9.6 | 6 | 8 | 9 | 0.110 | 0.18 | 0.16 | 0.07 | 0.62 | 0.56 | 0.25 | | | | |
| CWR11M335④H | TBJC 335 * 035 C □ # @ 0 + + + | TBJC 335 * 035 C □ □ □ L @ 9 + + | C | 3.3 | 35 | 2.5 | 1.2 | 12 | 14.4 | 6 | 8 | 0.110 | 0.21 | 0.19 | 0.08 | 0.52 | 0.47 | 0.21 | | | | |
| CWR11M475④H | TBJD 475 * 035 C □ # @ 0 + + + | TBJD 475 * 035 C □ □ □ L @ 9 + + | D | 4.7 | 35 | 1.5 | 1.7 | 17 | 20.4 | 6 | 8 | 0.150 | 0.32 | 0.28 | 0.13 | 0.47 | 0.43 | 0.19 | | | | |
| CWR11M685④H | TBJD 685 * 035 C □ # @ 0 + + + | TBJD 685 * 035 C □ □ □ L @ 9 + + | D | 6.8 | 35 | 1.3 | 2.4 | 24 | 28.8 | 6 | 9 | 0.150 | 0.34 | 0.31 | 0.14 | 0.44 | 0.40 | 0.18 | | | | |
| CWR11M104④H | TBJA 104 * 050 C □ # @ 0 + + + | TBJA 104 * 050 C □ □ □ L @ 9 + + | A | 0.1 | 50 | 22 | 0.5 | 5 | 12 | 6 | 8 | 0.075 | 0.06 | 0.05 | 0.02 | 1.28 | 1.16 | 0.51 | | | | |
| CWR11M154④H | TBJB 154 * 050 C □ # @ 0 + + + | TBJB 154 * 050 C □ □ □ L @ 9 + + | B | 0.15 | 50 | 17 | 0.5 | 5 | 6 | 6 | 6 | 0.085 | 0.07 | 0.06 | 0.03 | 1.20 | 1.08 | 0.48 | | | | |
| CWR11M224④H | TBJB 224 * 050 C □ # @ 0 + + + | TBJB 224 * 050 C □ □ □ L @ 9 + + | B | 0.22 | 50 | 14 | 0.5 | 5 | 6 | 6 | 6 | 0.085 | 0.08 | 0.07 | 0.03 | 1.09 | 0.98 | 0.44 | | | | |
| CWR11M334④H | TBJB 334 * 050 C □ # @ 0 + + + | TBJB 334 * 050 C □ □ □ L @ 9 + + | B | 0.33 | 50 | 12 | 0.5 | 5 | 6 | 6 | 6 | 0.085 | 0.08 | 0.08 | 0.03 | 1.01 | 0.91 | 0.40 | | | | |
| CWR11M474④H | TBJC 474 * 050 C □ # @ 0 + + + | TBJC 474 * 050 C □ □ □ L @ 9 + + | C | 0.47 | 50 | 8 | 0.5 | 5 | 6 | 6 | 6 | 0.110 | 0.12 | 0.11 | 0.05 | 0.94 | 0.84 | 0.38 | | | | |
| CWR11M684④H | TBJC 684 * 050 C □ # @ 0 + + + | TBJC 684 * 050 C □ □ □ L @ 9 + + | C | 0.68 | 50 | 7 | 0.5 | 5 | 6 | 6 | 6 | 0.110 | 0.13 | 0.11 | 0.05 | 0.88 | 0.79 | 0.35 | | | | |
| CWR11M105④H | TBJC 105 * 050 C □ # @ 0 + + + | TBJC 105 * 050 C □ □ □ L @ 9 + + | C | 1 | 50 | 6 | 0.5 | 5 | 6 | 6 | 6 | 0.110 | 0.14 | 0.12 | 0.05 | 0.81 | 0.73 | 0.32 | | | | |
| CWR11M155④H | TBJD 155 * 050 C □ # @ 0 + + + | TBJD 155 * 050 C □ □ □ L @ 9 + + | D | 1.5 | 50 | 4 | 0.8 | 8 | 9.6 | 6 | 8 | 0.150 | 0.19 | 0.17 | 0.08 | 0.77 | 0.70 | 0.31 | | | | |
| CWR11M225④H | TBJD 225 * 050 C □ # @ 0 + + + | TBJD 225 * 050 C □ □ □ L @ 9 + + | D | 2.2 | 50 | 2.5 | 1.1 | 11 | 13.2 | 6 | 8 | 0.150 | 0.24 | 0.22 | 0.10 | 0.61 | 0.55 | 0.24 | | | | |
| CWR11M335④H | TBJD 335 * 050 C □ # @ 0 + + + | TBJD 335 * 050 C □ □ □ L @ 9 + + | D | 3.3 | 50 | 2 | 1.7 | 17 | 20.4 | 6 | 9 | 0.150 | 0.27 | 0.25 | 0.11 | 0.55 | 0.49 | 0.22 | | | | |
| CWR11M475④H | TBJD 475 * 050 C □ # @ 0 + + + | TBJD 475 * 050 C □ □ □ L @ 9 + + | D | 4.7 | 50 | 1.5 | 2.4 | 24 | 28.8 | 6 | 9 | 0.150 | 0.32 | 0.28 | 0.13 | 0.47 | 0.43 | 0.19 | | | | |


All technical data relates to an ambient temperature of +25°C. Capacitance and DF are measured at 120Hz, 0.5V RMS with a maximum DC bias of 2.2 volts. DCL is measured at rated voltage after 5 minutes.

NOTE: AVX reserves the right to supply a higher voltage rating or tighter tolerance part in the same case size, to the same reliability standards.

TBJ Series



COTS-Plus – DSCC Dwgs 07016 & 95158 Weibull Grade & Space Level



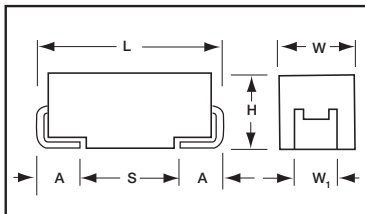
TBJ COTS-Plus series, based on the CWR11 form factor, is a high reliability series encompassing the current range of EIA Low ESR ratings. Qualifications include DSCC 95158 and DSCC 07016, the latter having the widest range of case sizes, capacitance / voltage ratings and also offering Weibull Grade “B” and “C” reliability and all MIL-PRF-55365 surge test options (“A”, “B” & “C”).

For Space Level applications, AVX SRC 9000 qualification is recommended (see

ratings table for part number availability).

There are four termination finishes available: solder plated, fused solder plated, hot solder dipped and gold plated (these correspond to “H”, “K”, “C” and “B” termination, respectively, per MIL-PRF-55365).

The molding compound has been selected to meet the requirements of UL94V-0 (Flame Retardancy) and outgassing requirements of NASA SP-R-0022A.



MARKING

(Brown marking on gold body)



Polarity Stripe (+)
Capacitance Code
Rated Voltage
Manufacturer's ID
Lot Number

CASE DIMENSIONS: millimeters (inches)

| Code | EIA Code | EIA Metric | L±0.20 (0.008) | W+0.20 (0.008) -0.10 (0.004) | H+0.20 (0.008) -0.10 (0.004) | W ₁ ±0.20 (0.008) | A+0.30 (0.012) -0.20 (0.008) | S Min. |
|------|----------|------------|----------------|------------------------------|------------------------------|------------------------------|------------------------------|--------------|
| A | 1206 | 3216-18 | 3.20 (0.126) | 1.60 (0.063) | 1.60 (0.063) | 1.20 (0.047) | 0.80 (0.031) | 1.10 (0.043) |
| B | 1210 | 3528-21 | 3.50 (0.138) | 2.80 (0.110) | 1.90 (0.075) | 2.20 (0.087) | 0.80 (0.031) | 1.40 (0.055) |
| C | 2312 | 6032-28 | 6.00 (0.236) | 3.20 (0.126) | 2.60 (0.102) | 2.20 (0.087) | 1.30 (0.051) | 2.90 (0.114) |
| D | 2917 | 7343-31 | 7.30 (0.287) | 4.30 (0.169) | 2.90 (0.114) | 2.40 (0.094) | 1.30 (0.051) | 4.40 (0.173) |
| E | 2917 | 7343-43 | 7.30 (0.287) | 4.30 (0.169) | 4.10 (0.162) | 2.40 (0.094) | 1.30 (0.051) | 4.40 (0.173) |
| V | 2924 | 7361-38 | 7.30 (0.287) | 6.10 (0.240) | 3.45±0.30 (0.136±0.012) | 3.10 (0.120) | 1.40 (0.055) | 4.40 (0.173) |

W₁ dimension applies to the termination width for A dimensional area only.

CAPACITANCE AND RATED VOLTAGE, V_R (EIA VOLTAGE CODE) RANGE LETTER DENOTES CASE SIZE (ESR LIMITS IN PARENTHESES)

| Capacitance | | Rated Voltage DC (V _R) to 85°C | | | | | | | |
|-------------|------|--|-------------------------|-------------------------------|-------------------------|-------------------------|---------------------------------|------------------------------|------------------|
| μF | Code | 4V (G) | 6V (J) | 10V (A) | 16V (C) | 20V (D) | 25V (E) | 35V (V) | 50V (T) |
| 0.15 | 154 | | | | | | | | A(15000) |
| 0.22 | 224 | | | | | | | | A(18000) |
| 0.47 | 474 | | | | | | | A(12000) | A(9500)/B(9500) |
| 0.68 | 684 | | | | | | A(10000) | A(8000) | A(7900) |
| 1.0 | 105 | | | | | | A(8000) | A(7500) | A(6600)/B(7000) |
| 1.5 | 155 | | | | | A(6500) | A(3000,7500) | A(7500)/B(5200) | C(2000)/D(1500) |
| 2.2 | 225 | | | | A(5500) | A(3000) | A(7000)/B(2000) | B(2000) | D(1200) |
| 3.3 | 335 | | A(8000) | | A(3500,5000) | | B(2000) | B(1000) | D(800) |
| 4.7 | 475 | | A(6000) | A(5000) | A(2000) | A(1800,4000) B(1000) | A(3100) B(700,1500) | B(1500) C(600)/D(450) | D(300) E(300) |
| 6.8 | 685 | | A(5000) | A(4000) | A(1500)/B(1200) | B(1000) | B(700,2800) | C(350)/D(400) E(300) | D(300,600) |
| 10 | 106 | | A(4000) | A(1800,3000) | A(3000)/B(900) | B(500,1000) C(700) | C(300,500) | C(1600)/D(125,300) E(250) | E(400) |
| 15 | 156 | | A(3500) | A(1000,3200) B(600) | B(500,800) | B(500)/C(450) D(275) | D(275)/E(200) | C(450)/D(100,300) E(250) | D(250)/E(250) |
| 22 | 226 | | A(3000)/B(600) | B(500,700) C(300) | B(600)/C(175,375) | B(600)/C(400) D(275) | C(275,400) D(100,200)/E(225) | D(400)/D(125) E(125,300) | |
| 33 | 336 | A(3000) | B(600) | A(700)/B(425,650) C(500) | C(100,300) D(250) | C(300) D(100, 200) | D(90,300) E(90,175) | D(200,300) E(300) | |
| 47 | 476 | | C(300) | C(200,350) D(200) | C(110,350) D(80,150) | D(100,200) E(150) | D(175,250) | E(250)/V(200) | |
| 68 | 686 | A(1500) | B(500)/C(200) D(175) | C(80,300) D(150)/E(150) | D(150) | D(70,200) E(125,200) | V(95) | | |
| 100 | 107 | A(1400) B(900) | C(75,150) | C(75,200) D(50,100)/E(100) | D(50,125) E(100) | V(60) | | | |
| 150 | 157 | | D(125)/E(125) | D(50,100)/E(100) | D(60,150)/V(45) | | | | |
| 220 | 227 | | D(50,125) E(100) | D(50,150) E(50,100) | V(50) | | | | |
| 330 | 337 | | E(60,150) | D(50,150) E(50,100)/V(40) | | | | | |
| 470 | 477 | | E(50,200)/V(40) | E(50,200)/V(40) | | | | | |
| 1000 | 108 | E(200) | | | | | | | |

NOTE: EIA standards for Low ESR solid tantalum capacitors allow an ESR movement of 1.25 times initial limit post mounting.



HOW TO ORDER

COTS-PLUS & DSCC DWG (95158 & 07016):

| TBJ | D | 686 | * | 006 | C | □ | # | @ | 0 | ^ | ++ |
|------|-----------|--|--|--|---|--|---|---|---|---|--|
| Type | Case Size | Capacitance Code pF code: 1st two digits represent significant figures 3rd digit represents multiplier (number of zeros to follow) | Capacitance Tolerance M = ±20% K = ±10% J = ±5% | Voltage Code 004 = 4Vdc 006 = 6Vdc 010 = 10Vdc 015 = 15Vdc 020 = 20Vdc 025 = 25Vdc 035 = 35Vdc 050 = 50Vdc | Standard or Low ESR Range C = Std ESR L = Low ESR | Packaging B = Bulk R = 7" T&R S = 13" T&R W = Waffle See page 5 for additional packaging options. | Inspection Level S = Std. Conformance L = Group A D = DSCC DWG | Reliability Grade Weibull: B = 0.1%/1000 hrs. 90% conf. C = 0.01%/1000 hrs. 90% conf. D = 0.001%/1000 hrs. 90% conf. Z = Non-ER | Qualification Level 0 = N/A 9 = SRC9000 | Termination Finish H = Solder Plated 0 = Fused Solder Plated 8 = Hot Solder Dipped 9 = Gold Plated 7 = Matte Sn (COTS-Plus only) | Surge Test Option 00 = None 23 = 10 Cycles, +25°C 24 = 10 Cycles, -55°C & +85°C 45 = 10 cycles, -55°C & +85°C before Weibull |

DSCC DWG P/N CROSS REFERENCE:

| | | | | | |
|--------------------------------|---|---|---|---|---|
| 07016 DSCC DWG 07016 | -001 Dash Number See Rating Tables | K Capacitance Tolerance K = ±10% M = ±20% | B Reliability Grade B = B Weibull C = C Weibull D = D Weibull | C Termination Finish B = Gold Plated (10 microinch minimum) H = Solder Plated (50 microinch minimum) C = Hot Solder Dip (60 microinch minimum) | A Surge Test Option A = 10 cycles, +25°C B = 10 cycles, -55°C & +85°C C = 10 cycles, -55°C & +85°C before Weibull Z = None required Per MIL-PRF-55365 |
| 95158 DSCC DWG 95158 | -01 Dash Number See Rating Tables | K Capacitance Tolerance K = ±10% M = ±20% | H Termination Finish B = Gold Plated (10 microinch minimum) H = Solder Plated (100 microinch minimum) | | |

SPACE LEVEL OPTIONS TO SRC9000*:

| TBJ | D | 686 | * | 006 | C | □ | L | @ | 9 | ^ | ++ |
|------|-----------|--|--|--|---|--|---------------------------------|---|------------------------------------|--|--|
| Type | Case Size | Capacitance Code pF code: 1st two digits represent significant figures 3rd digit represents multiplier (number of zeros to follow) | Capacitance Tolerance M = ±20% K = ±10% J = ±5% | Voltage Code 004 = 4Vdc 006 = 6Vdc 010 = 10Vdc 015 = 15Vdc 020 = 20Vdc 025 = 25Vdc 035 = 35Vdc 050 = 50Vdc | Standard or Low ESR Range C = Std ESR L = Low ESR | Packaging B = Bulk R = 7" T&R S = 13" T&R W = Waffle See page 5 for additional packaging options. | Inspection Level L = Group A | Reliability Grade Weibull: B = 0.1%/1000 hrs. 90% conf. C = 0.01%/1000 hrs. 90% conf. D = 0.001%/1000 hrs. 90% conf. | Qualification Level 9 = SRC9000 | Termination Finish H = Solder Plated 0 = Fused Solder Plated 8 = Hot Solder Dipped 9 = Gold Plated | Surge Test Option 00 = 10 Cycles, -55°C & +85°C 45 = 10 cycles, -55°C & +85°C before Weibull |

*Contact factory for AVX SRC9000 Space Level SCD details.

TECHNICAL SPECIFICATIONS

| | | | | | | | | | | |
|-------------------------------------|---|-----|---|----|----|----|----|----|----|--|
| Technical Data: | Unless otherwise specified, all technical data relate to an ambient temperature of 25°C | | | | | | | | | |
| Capacitance Range: | 0.1 μF to 1000 μF | | | | | | | | | |
| Capacitance Tolerance: | ±5%; ±10%; ±20% | | | | | | | | | |
| Rated Voltage: (V _R) | ≤85°C: | 4 | 6 | 10 | 16 | 20 | 25 | 35 | 50 | |
| Category Voltage: (V _C) | 125°C: | 2.7 | 4 | 7 | 10 | 13 | 17 | 23 | 33 | |
| Surge Voltage: (V _S) | ≤85°C: | 5.2 | 8 | 13 | 20 | 26 | 32 | 46 | 65 | |
| | 125°C: | 3.4 | 5 | 8 | 12 | 16 | 20 | 28 | 40 | |
| Temperature Range: | -55°C to +125°C | | | | | | | | | |



| RATING & PART NUMBER REFERENCE | | Parametric Specifications by Rating per DSCC 95158 or 07016 where applicable | | | | | | | | | | Typical Ripple Data by Rating | | | | | | | | | |
|--------------------------------|-------------------------------|--|------|-------------|------------|------------------|-----------|---------------|------------|--------------------|-----------|-------------------------------|-------|-------------|------------|-------------|------------|--------------|------------|--------------|------------|
| DSCC P/N | AVX DSCC & COTS-Plus P/N | AVX SRC9000 P/N | Case | Cap @ 120Hz | | DC Rated Voltage | | ESR @ 100kHz | | DF Max @ +65/125°C | | Power Dissipation | | 25°C Ripple | | 85°C Ripple | | 125°C Ripple | | 150°C Ripple | |
| | | | | µF @ 25°C | µF @ 120Hz | V @ +85°C | V @ +25°C | mOhms @ +25°C | +25°C (µA) | +125°C (µA) | +25°C (%) | +125°C (%) | W | A (100kHz) | V (100kHz) | A (100kHz) | V (100kHz) | A (100kHz) | V (100kHz) | A (100kHz) | V (100kHz) |
| 07016 001 * @ +A | TBJA 336 * 04 C □ □ # @ 0 +A | | A | 33 | 14 | 4 | 14 | 3000 | 1.4 | 18 | 6 | 9 | 0.075 | 0.16 | 0.14 | 0.06 | 0.47 | 0.43 | 0.19 | | |
| 07016 002 * @ +A | TBJA 686 * 04 C □ □ # @ 0 +A | | A | 68 | 27 | 4 | 27 | 1500 | 2.7 | 34 | 10 | 12 | 0.075 | 0.22 | 0.20 | 0.09 | 0.34 | 0.30 | 0.13 | | |
| 07016 003 * @ +A | TBJA 107 * 04 C □ □ # @ 0 +A | | B | 100 | 40 | 4 | 40 | 1400 | 4 | 50 | 30 | 36 | 0.075 | 0.23 | 0.21 | 0.09 | 0.32 | 0.29 | 0.13 | | |
| 07016 004 * @ +A | TBJB 107 * 04 C □ □ # @ 0 +A | | B | 100 | 40 | 4 | 40 | 900 | 4 | 50 | 8 | 10 | 0.085 | 0.31 | 0.28 | 0.12 | 0.28 | 0.25 | 0.11 | | |
| 07016 005 * @ +A | TBJE 108 * 04 C □ □ # @ 0 +A | | E | 1000 | 400 | 4 | 400 | 200 | 40 | 500 | 60 | 90 | 0.165 | 0.91 | 0.82 | 0.36 | 0.18 | 0.16 | 0.07 | | |
| 07016 006 * @ +A | TBJA 335 * 06 C □ □ # @ 0 +A | | A | 3.3 | 5 | 6 | 6 | 6000 | 0.5 | 5 | 6 | 9 | 0.075 | 0.10 | 0.09 | 0.04 | 0.77 | 0.70 | 0.31 | | |
| 07016 007 * @ +A | TBJA 475 * 06 C □ □ # @ 0 +A | | A | 4.7 | 5 | 6 | 6 | 6000 | 0.5 | 5 | 6 | 9 | 0.075 | 0.11 | 0.10 | 0.04 | 0.67 | 0.60 | 0.27 | | |
| 07016 008 * @ +A | TBJA 685 * 06 C □ □ # @ 0 +A | | A | 6.8 | 5 | 6 | 6 | 5000 | 0.5 | 5 | 6 | 9 | 0.075 | 0.12 | 0.11 | 0.05 | 0.61 | 0.55 | 0.24 | | |
| 07016 009 * @ +A | TBJA 106 * 06 C □ □ # @ 0 +A | | A | 10 | 10 | 13 | 10 | 4000 | 1 | 10 | 13 | 6 | 0.075 | 0.14 | 0.12 | 0.05 | 0.55 | 0.49 | 0.22 | | |
| 07016 010 * @ +A | TBJA 156 * 06 C □ □ # @ 0 +A | | A | 15 | 10 | 13 | 10 | 3500 | 1 | 10 | 13 | 6 | 0.075 | 0.15 | 0.13 | 0.06 | 0.51 | 0.46 | 0.20 | | |
| 07016 011 * @ +A | TBJA 226 * 06 C □ □ # @ 0 +A | | A | 22 | 14 | 18 | 14 | 3000 | 1.4 | 18 | 6 | 9 | 0.075 | 0.16 | 0.14 | 0.06 | 0.47 | 0.43 | 0.19 | | |
| 07016 012 * @ +A | TBJB 226 * 06 C □ □ # @ 0 +A | | B | 22 | 14 | 18 | 14 | 600 | 1.4 | 18 | 6 | 9 | 0.085 | 0.38 | 0.34 | 0.15 | 0.23 | 0.20 | 0.09 | | |
| 07016 013 * @ +A | TBJB 336 * 06 C □ □ # @ 0 +A | | B | 33 | 21 | 26 | 21 | 600 | 2.1 | 26 | 6 | 9 | 0.10 | 0.65 | 0.58 | 0.34 | 0.15 | 0.20 | 0.09 | | |
| 07016 014 * @ +A | TBJC 476 * 06 C □ □ # @ 0 +A | | C | 47 | 30 | 38 | 30 | 300 | 3 | 38 | 6 | 9 | 0.110 | 0.61 | 0.54 | 0.24 | 0.18 | 0.16 | 0.07 | | |
| 07016 015 * @ +A | TBJB 686 * 06 C □ □ # @ 0 +A | | B | 68 | 43 | 54 | 43 | 500 | 4.3 | 54 | 8 | 10 | 0.085 | 0.41 | 0.37 | 0.16 | 0.21 | 0.19 | 0.08 | | |
| 07016 016 * @ +A | TBJC 686 * 06 C □ □ # @ 0 +A | | C | 68 | 43 | 54 | 43 | 200 | 4.3 | 54 | 6 | 9 | 0.110 | 0.74 | 0.67 | 0.30 | 0.15 | 0.13 | 0.06 | | |
| 95158 01 * A | TBJD 686 * 06 C □ □ # @ 0 +A | | D | 68 | 19.8 | 33 | 19.8 | 175 | 3.3 | 33 | 4 | 6 | 0.150 | 0.93 | 0.83 | 0.37 | 0.16 | 0.15 | 0.06 | | |
| 07016 017 * @ +A | TBJC 107 * 06 C □ □ # @ 0 +A | | C | 100 | 63 | 63 | 63 | 150 | 6.3 | 63 | 6 | 9 | 0.110 | 0.86 | 0.77 | 0.34 | 0.13 | 0.12 | 0.05 | | |
| 07016 018 * @ +A | TBJC 107 * 06 L □ □ # @ 0 +A | | C | 100 | 63 | 63 | 63 | 75 | 6.3 | 63 | 6 | 9 | 0.110 | 1.21 | 1.09 | 0.48 | 0.09 | 0.08 | 0.04 | | |
| 07016 019 * @ +A | TBJD 157 * 06 C □ □ # @ 0 +A | | D | 150 | 95 | 95 | 95 | 125 | 9.5 | 95 | 6 | 9 | 0.150 | 1.10 | 0.99 | 0.44 | 0.14 | 0.12 | 0.05 | | |
| 95158 02 * A | TBJE 157 * 06 C □ □ # @ 0 +A | | E | 150 | 6 | 125 | 6 | 125 | 6 | 125 | 6 | 8 | 0.165 | 1.15 | 1.03 | 0.46 | 0.14 | 0.12 | 0.05 | | |
| 07016 020 * @ +A | TBJD 227 * 06 C □ □ # @ 0 +A | | D | 220 | 132 | 132 | 132 | 125 | 13.2 | 132 | 8 | 10 | 0.150 | 1.10 | 0.99 | 0.44 | 0.14 | 0.12 | 0.05 | | |
| 95158 25 * A | TBJA 227 * 06 L □ □ # @ 0 +A | | D | 220 | 132 | 132 | 132 | 50 | 13.2 | 132 | 8 | 10 | 0.150 | 1.73 | 1.56 | 0.69 | 0.09 | 0.08 | 0.03 | | |
| 95158 03 * A | TBJE 227 * 06 L □ □ # @ 0 +A | | E | 220 | 132 | 132 | 132 | 6 | 13.2 | 132 | 8 | 10 | 0.165 | 1.28 | 1.16 | 0.51 | 0.13 | 0.12 | 0.05 | | |
| 07016 021 * @ +A | TBJE 337 * 06 C □ □ # @ 0 +A | | E | 330 | 198 | 198 | 198 | 150 | 19.8 | 198 | 8 | 10 | 0.165 | 1.05 | 0.94 | 0.42 | 0.16 | 0.14 | 0.06 | | |
| 07016 022 * @ +A | TBJE 337 * 06 L □ □ # @ 0 +A | | E | 330 | 198 | 198 | 198 | 50 | 19.8 | 198 | 8 | 10 | 0.165 | 1.82 | 1.63 | 0.73 | 0.09 | 0.08 | 0.04 | | |
| 07016 023 M @ +A | TBJE 477 A 06 C □ □ # @ 0 +A | | E | 470 | 296 | 296 | 296 | 200 | 29.6 | 296 | 10 | 12 | 0.165 | 0.91 | 0.82 | 0.36 | 0.18 | 0.16 | 0.07 | | |
| 07016 024 M @ +A | TBJE 477 M 06 C □ □ # @ 0 +A | | E | 470 | 296 | 296 | 296 | 50 | 29.6 | 296 | 10 | 12 | 0.165 | 1.82 | 1.63 | 0.73 | 0.09 | 0.08 | 0.04 | | |
| 07016 025 * @ +A | TBJV 477 * 06 L □ □ # @ 0 +A | | V | 470 | 296 | 296 | 296 | 40 | 29.6 | 296 | 10 | 12 | 0.250 | 2.50 | 2.25 | 1.00 | 0.10 | 0.09 | 0.04 | | |
| 07016 026 * @ +A | TBJA 475 * 010 C □ □ # @ 0 +A | | A | 4.7 | 5 | 6 | 6 | 4000 | 0.5 | 5 | 6 | 9 | 0.075 | 0.12 | 0.11 | 0.05 | 0.61 | 0.55 | 0.24 | | |
| 07016 027 * @ +A | TBJA 685 * 010 C □ □ # @ 0 +A | | A | 6.8 | 10 | 5000 | 0.7 | 7 | 6 | 9 | 10 | 10 | 0.075 | 0.14 | 0.12 | 0.05 | 0.55 | 0.49 | 0.22 | | |
| 07016 028 * @ +A | TBJA 106 * 010 C □ □ # @ 0 +A | | A | 10 | 10 | 3000 | 1 | 10 | 10 | 13 | 6 | 9 | 0.075 | 0.16 | 0.14 | 0.06 | 0.47 | 0.43 | 0.19 | | |
| 07016 029 * @ +A | TBJA 106 * 010 L □ □ # @ 0 +A | | A | 10 | 10 | 1800 | 1 | 10 | 10 | 13 | 6 | 9 | 0.075 | 0.20 | 0.18 | 0.08 | 0.37 | 0.33 | 0.15 | | |
| 07016 030 * @ +A | TBJA 156 * 010 C □ □ # @ 0 +A | | A | 15 | 10 | 3200 | 1.6 | 16 | 20 | 20 | 6 | 9 | 0.075 | 0.15 | 0.14 | 0.06 | 0.49 | 0.44 | 0.20 | | |
| 07016 031 * @ +A | TBJA 156 * 010 L □ □ # @ 0 +A | | A | 15 | 10 | 1000 | 1.6 | 16 | 20 | 20 | 6 | 9 | 0.075 | 0.27 | 0.25 | 0.11 | 0.27 | 0.25 | 0.11 | | |
| 07016 032 * @ +A | TBJB 156 * 010 C □ □ # @ 0 +A | | B | 15 | 10 | 600 | 1.6 | 16 | 20 | 20 | 6 | 9 | 0.085 | 0.38 | 0.34 | 0.15 | 0.23 | 0.20 | 0.09 | | |
| 07016 033 * @ +A | TBJB 226 * 010 C □ □ # @ 0 +A | | B | 22 | 10 | 700 | 2.2 | 22 | 28 | 28 | 6 | 9 | 0.10 | 0.65 | 0.58 | 0.31 | 0.14 | 0.14 | 0.06 | | |
| 07016 034 * @ +A | TBJB 226 * 010 L □ □ # @ 0 +A | | B | 22 | 10 | 500 | 2.2 | 22 | 28 | 28 | 6 | 9 | 0.10 | 0.85 | 0.41 | 0.37 | 0.16 | 0.21 | 0.19 | 0.08 | |
| 07016 035 * @ +A | TBJC 226 * 010 L □ □ # @ 0 +A | | C | 22 | 10 | 300 | 2.2 | 22 | 28 | 28 | 6 | 9 | 0.110 | 0.61 | 0.54 | 0.24 | 0.18 | 0.16 | 0.07 | | |
| 07016 036 * @ +A | TBJA 336 * 010 C □ □ # @ 0 +A | | A | 33 | 33 | 33 | 33 | 700 | 3.3 | 33 | 41 | 8 | 10 | 0.075 | 0.33 | 0.29 | 0.23 | 0.21 | 0.09 | | |
| 07016 037 * @ +A | TBJB 336 * 010 C □ □ # @ 0 +A | | B | 33 | 33 | 33 | 33 | 650 | 3.3 | 33 | 41 | 6 | 9 | 0.085 | 0.36 | 0.33 | 0.14 | 0.24 | 0.21 | 0.09 | |
| 07016 038 * @ +A | TBJB 336 * 010 L □ □ # @ 0 +A | | B | 33 | 33 | 33 | 33 | 425 | 3.3 | 33 | 41 | 6 | 9 | 0.085 | 0.45 | 0.40 | 0.18 | 0.19 | 0.17 | 0.08 | |
| 07016 039 * @ +A | TBJC 336 * 010 C □ □ # @ 0 +A | | C | 33 | 33 | 33 | 33 | 500 | 3.3 | 33 | 41 | 6 | 9 | 0.110 | 0.47 | 0.42 | 0.19 | 0.23 | 0.21 | 0.09 | |
| 07016 040 * @ +A | TBJC 476 * 010 C □ □ # @ 0 +A | | C | 47 | 47 | 47 | 47 | 350 | 4.7 | 47 | 59 | 6 | 9 | 0.110 | 0.56 | 0.50 | 0.22 | 0.20 | 0.18 | 0.08 | |
| 07016 041 * @ +A | TBJC 476 * 010 L □ □ # @ 0 +A | | C | 47 | 47 | 47 | 47 | 200 | 4.7 | 47 | 59 | 6 | 9 | 0.110 | 0.74 | 0.67 | 0.30 | 0.15 | 0.13 | 0.06 | |
| 95158 -04 * A | TBJD 476 * 010 C □ □ # @ 0 +A | | D | 47 | 47 | 47 | 47 | 200 | 3.8 | 22.8 | 4 | 6 | 0.150 | 0.87 | 0.78 | 0.35 | 0.17 | 0.16 | 0.07 | | |
| 07016 042 * @ +A | TBJC 686 * 010 C □ □ # @ 0 +A | | C | 68 | 68 | 68 | 68 | 300 | 6.8 | 68 | 85 | 8 | 10 | 0.110 | 0.61 | 0.54 | 0.24 | 0.18 | 0.16 | 0.07 | |
| 07016 043 * @ +A | TBJC 686 * 010 L □ □ # @ 0 +A | | C | 68 | 68 | 68 | 68 | 80 | 6.8 | 68 | 85 | 8 | 10 | 0.110 | 1.17 | 1.06 | 0.47 | 0.09 | 0.08 | 0.04 | |
| 07016 044 * @ +A | TBJD 686 * 010 C □ □ # @ 0 +A | | D | 68 | 68 | 68 | 68 | 150 | 6.8 | 68 | 85 | 6 | 9 | 0.150 | 1.00 | 0.90 | 0.40 | 0.15 | 0.14 | 0.06 | |
| 95158 05 * A | TBJE 686 * 010 C □ □ # @ 0 +A | | E | 68 | 68 | 68 | 68 | 150 | 5.4 | 32.4 | 4 | 6 | 0.165 | 1.05 | 0.94 | 0.42 | 0.16 | 0.14 | 0.06 | | |
| 07016 045 * @ +A | TBJC 107 * 010 C □ □ # @ 0 +A | | C | 100 | 100 | 100 | 100 | 200 | 10 | 125 | 8 | 10 | 0.110 | 0.71 | 0.67 | 0.30 | 0.15 | 0.13 | 0.06 | | |
| 07016 046 * @ +A | TBJC 107 * 010 L □ □ # @ 0 +A | | C | 100 | 100 | 100 | 100 | 75 | 10 | 125 | 8 | 10 | 0.110 | 1.21 | 1.09 | 0.48 | 0.09 | 0.08 | 0.04 | | |
| 95158 06 * A | TBJD 107 * 010 C □ □ # @ 0 +A | | D | 100 | 100 | 100 | 100 | 100 | 10 | 125 | 6 | 9 | 0.150 | 1.22 | 1.10 | 0.49 | 0.12 | 0.11 | 0.05 | | |
| 07016 047 * @ +A | TBJD 107 * 010 L □ □ # @ 0 +A | | D | 100 | 100 | 100 | 100 | 50 | 10 | 125 | 6 | 9 | 0.150 | 1.73 | 1.56 | 0.69 | 0.09 | 0.08 | 0.03 | | |
| 95158 07 * A | TBJE 107 * 010 C □ □ # @ 0 +A | | E | 100 | 100 | 100 | 100 | 80 | 8 | 48 | 80 | 6 | 8 | 0.165 | 1.28 | 1.16 | 0.51 | 0.13 | 0.12 | 0.05 | |

All technical data relates to an ambient temperature of +25°C. Capacitance and DF are measured at 120Hz, 0.5V RMS with a maximum DC bias of 2.2 volts. DCL is measured at rated voltage after 5 minutes. NOTE: AVX reserves the right to supply a higher voltage rating or tighter tolerance part in the same case size, to the same reliability standards.





| RATING & PART NUMBER REFERENCE | | | Parametric Specifications by Rating per DSCC 95158 or 07016 where applicable | | | | | | | | | | Typical Ripple Data by Rating | | | | | | | | | |
|--------------------------------|-----------------------------|-----------------------------|--|-------------|--------------------------|--------------|------------------|------------|-------------------|----------------------|----------------------|-----------------------|-------------------------------|----------------------|-----------------------|----------------------|----------------------|-----------------------|------|-----|---|---|
| DSCC P/N | AVX DSCC & COTS-Plus P/N | AVX SRC9000 P/N | Case | Cap @ 120Hz | DC Rated Voltage @ +85°C | ESR @ 100kHz | DF Max +65/125°C | | Power Dissipation | 25°C Ripple (100kHz) | 85°C Ripple (100kHz) | 125°C Ripple (100kHz) | 25°C Ripple (100kHz) | 85°C Ripple (100kHz) | 125°C Ripple (100kHz) | 25°C Ripple (100kHz) | 85°C Ripple (100kHz) | 125°C Ripple (100kHz) | | | | |
| | | | | | | | +25°C (µA) | +85°C (µA) | | | | | | | | | | | (%) | (%) | W | A |
| 95158_26 * A | TBJD157 * 010C □ □ @ 9 A ++ | TBJD157 * 010C □ □ @ 9 A ++ | D | 150 | 10 | 100 | 15 | 150 | 188 | 8 | 10 | 12 | 1.10 | 1.22 | 1.10 | 0.49 | 0.12 | 0.11 | 0.05 | | | |
| 07016 048 * @ A + | TBJD157 * 010L □ □ @ 0 A ++ | TBJD157 * 010L □ □ @ 0 A ++ | D | 150 | 10 | 50 | 15 | 150 | 188 | 8 | 10 | 12 | 1.56 | 1.73 | 1.56 | 0.69 | 0.09 | 0.08 | 0.03 | | | |
| 95158_08 * A + | TBJE157 * 010C □ □ @ 9 A ++ | TBJE157 * 010C □ □ @ 9 A ++ | E | 150 | 10 | 150 | 22 | 220 | 275 | 8 | 10 | 12 | 1.10 | 1.28 | 1.10 | 0.51 | 0.13 | 0.14 | 0.06 | | | |
| 07016 049 * @ A + | TBJD227 M □ □ @ 0 A ++ | TBJD227 M □ □ @ 0 A ++ | D | 220 | 10 | 150 | 22 | 220 | 275 | 8 | 10 | 12 | 1.56 | 1.73 | 1.56 | 0.69 | 0.09 | 0.08 | 0.03 | | | |
| 07016 050 M @ A + | TBJD227 M □ □ @ 0 A ++ | TBJD227 M □ □ @ 0 A ++ | D | 220 | 10 | 50 | 15 | 150 | 188 | 8 | 10 | 12 | 1.56 | 1.73 | 1.56 | 0.69 | 0.09 | 0.08 | 0.03 | | | |
| 95158_28 * A + | TBJE227 * 010C □ □ @ 9 A ++ | TBJE227 * 010C □ □ @ 9 A ++ | E | 220 | 10 | 100 | 15 | 150 | 188 | 8 | 10 | 12 | 1.10 | 1.28 | 1.10 | 0.51 | 0.13 | 0.12 | 0.05 | | | |
| 07016 051 * @ A + | TBJE227 * 010L □ □ @ 0 A ++ | TBJE227 * 010L □ □ @ 0 A ++ | E | 220 | 10 | 100 | 15 | 150 | 188 | 8 | 10 | 12 | 1.56 | 1.73 | 1.56 | 0.69 | 0.09 | 0.08 | 0.04 | | | |
| 07016 052 M @ A + | TBJD337 M □ □ @ 0 A ++ | TBJD337 M □ □ @ 0 A ++ | D | 330 | 10 | 150 | 33 | 330 | 413 | 8 | 10 | 12 | 1.00 | 1.00 | 1.00 | 0.40 | 0.15 | 0.14 | 0.06 | | | |
| 07016 053 M @ A + | TBJD337 M □ □ @ 0 A ++ | TBJD337 M □ □ @ 0 A ++ | D | 330 | 10 | 50 | 33 | 330 | 413 | 8 | 10 | 12 | 1.56 | 1.73 | 1.56 | 0.69 | 0.09 | 0.08 | 0.03 | | | |
| 07016 054 * @ A + | TBJE337 * 010C □ □ @ 9 A ++ | TBJE337 * 010C □ □ @ 9 A ++ | E | 330 | 10 | 100 | 33 | 330 | 413 | 8 | 10 | 12 | 1.10 | 1.28 | 1.10 | 0.51 | 0.13 | 0.12 | 0.05 | | | |
| 07016 055 * @ A + | TBJE337 * 010L □ □ @ 0 A ++ | TBJE337 * 010L □ □ @ 0 A ++ | E | 330 | 10 | 50 | 33 | 330 | 413 | 8 | 10 | 12 | 1.56 | 1.82 | 1.56 | 0.73 | 0.09 | 0.08 | 0.04 | | | |
| 07016 056 * @ A + | TBJV337 * 010L □ □ @ 0 A ++ | TBJV337 * 010L □ □ @ 0 A ++ | V | 330 | 10 | 40 | 33 | 330 | 413 | 8 | 10 | 12 | 2.50 | 2.50 | 2.50 | 1.00 | 0.10 | 0.09 | 0.04 | | | |
| 07016 057 M @ A + | TBJE477 M □ □ @ 0 A ++ | TBJE477 M □ □ @ 0 A ++ | E | 470 | 10 | 200 | 47 | 470 | 588 | 10 | 12 | 14 | 1.63 | 1.82 | 1.63 | 0.36 | 0.18 | 0.16 | 0.07 | | | |
| 07016 058 M @ A + | TBJE477 M □ □ @ 0 A ++ | TBJE477 M □ □ @ 0 A ++ | E | 470 | 10 | 50 | 47 | 470 | 588 | 10 | 12 | 14 | 1.82 | 1.82 | 1.82 | 0.73 | 0.09 | 0.08 | 0.04 | | | |
| 07016 059 * @ A + | TBJV477 * 010L □ □ @ 0 A ++ | TBJV477 * 010L □ □ @ 0 A ++ | V | 470 | 10 | 40 | 47 | 470 | 588 | 10 | 12 | 14 | 2.25 | 2.25 | 2.25 | 1.00 | 0.10 | 0.09 | 0.04 | | | |
| 07016 060 * @ A + | TBJA225 * 016C □ □ @ 9 A ++ | TBJA225 * 016C □ □ @ 9 A ++ | A | 2.2 | 16 | 5000 | 0.5 | 5 | 6 | 6 | 9 | 10 | 0.075 | 0.12 | 0.11 | 0.05 | 0.64 | 0.58 | 0.26 | | | |
| 07016 061 * @ A + | TBJA335 * 016C □ □ @ 9 A ++ | TBJA335 * 016C □ □ @ 9 A ++ | A | 3.3 | 16 | 5000 | 0.5 | 5 | 6 | 6 | 9 | 10 | 0.075 | 0.12 | 0.11 | 0.05 | 0.61 | 0.55 | 0.24 | | | |
| 07016 062 * @ A + | TBJA335 * 016L □ □ @ 0 A ++ | TBJA335 * 016L □ □ @ 0 A ++ | A | 3.3 | 16 | 3500 | 0.5 | 5 | 6 | 6 | 9 | 10 | 0.075 | 0.15 | 0.13 | 0.06 | 0.51 | 0.46 | 0.20 | | | |
| 07016 063 * @ A + | TBJA475 * 016C □ □ @ 9 A ++ | TBJA475 * 016C □ □ @ 9 A ++ | A | 4.7 | 16 | 2000 | 0.8 | 8 | 10 | 10 | 6 | 9 | 0.075 | 0.19 | 0.17 | 0.08 | 0.39 | 0.35 | 0.15 | | | |
| 07016 064 * @ A + | TBJA685 * 016C □ □ @ 9 A ++ | TBJA685 * 016C □ □ @ 9 A ++ | A | 6.8 | 16 | 1500 | 1.1 | 11 | 14 | 6 | 9 | 10 | 0.075 | 0.22 | 0.20 | 0.09 | 0.34 | 0.30 | 0.13 | | | |
| 07016 065 * @ A + | TBJB685 * 016C □ □ @ 0 A ++ | TBJB685 * 016C □ □ @ 0 A ++ | B | 6.8 | 16 | 1200 | 1.1 | 11 | 14 | 6 | 9 | 10 | 0.085 | 0.27 | 0.24 | 0.11 | 0.32 | 0.29 | 0.13 | | | |
| 07016 066 * @ A + | TBJA106 * 016C □ □ @ 0 A ++ | TBJA106 * 016C □ □ @ 0 A ++ | A | 10 | 16 | 3000 | 1.6 | 16 | 20 | 6 | 9 | 10 | 0.075 | 0.16 | 0.14 | 0.06 | 0.47 | 0.43 | 0.19 | | | |
| 07016 068 * @ A + | TBJB156 * 016C □ □ @ 0 A ++ | TBJB156 * 016C □ □ @ 0 A ++ | B | 15 | 16 | 800 | 2.4 | 24 | 30 | 6 | 9 | 10 | 0.085 | 0.33 | 0.29 | 0.13 | 0.26 | 0.23 | 0.10 | | | |
| 07016 069 * @ A + | TBJB156 * 016L □ □ @ 0 A ++ | TBJB156 * 016L □ □ @ 0 A ++ | B | 15 | 16 | 500 | 2.4 | 24 | 30 | 6 | 9 | 10 | 0.085 | 0.41 | 0.37 | 0.16 | 0.21 | 0.19 | 0.08 | | | |
| 07016 070 * @ A + | TBJB226 * 016C □ □ @ 9 A ++ | TBJB226 * 016C □ □ @ 9 A ++ | B | 22 | 16 | 600 | 3.6 | 36 | 45 | 6 | 9 | 10 | 0.085 | 0.38 | 0.34 | 0.15 | 0.23 | 0.20 | 0.09 | | | |
| 07016 071 * @ A + | TBJC226 * 016C □ □ @ 9 A ++ | TBJC226 * 016C □ □ @ 9 A ++ | C | 22 | 16 | 375 | 3.6 | 36 | 45 | 6 | 9 | 10 | 0.110 | 0.54 | 0.49 | 0.22 | 0.20 | 0.18 | 0.08 | | | |
| 07016 072 * @ A + | TBJC226 * 016L □ □ @ 0 A ++ | TBJC226 * 016L □ □ @ 0 A ++ | C | 22 | 16 | 150 | 3.6 | 36 | 45 | 6 | 9 | 10 | 0.110 | 0.86 | 0.77 | 0.34 | 0.13 | 0.12 | 0.05 | | | |
| 07016 073 * @ A + | TBJB336 * 016C □ □ @ 0 A ++ | TBJB336 * 016C □ □ @ 0 A ++ | B | 22 | 16 | 500 | 3.6 | 36 | 45 | 6 | 9 | 10 | 0.085 | 0.41 | 0.37 | 0.16 | 0.21 | 0.19 | 0.08 | | | |
| 07016 074 * @ A + | TBJC336 * 016C □ □ @ 0 A ++ | TBJC336 * 016C □ □ @ 0 A ++ | C | 33 | 16 | 300 | 5.3 | 53 | 66 | 6 | 9 | 10 | 0.110 | 0.61 | 0.54 | 0.24 | 0.18 | 0.16 | 0.07 | | | |
| 07016 075 * @ A + | TBJC336 * 016L □ □ @ 0 A ++ | TBJC336 * 016L □ □ @ 0 A ++ | C | 33 | 16 | 100 | 5.3 | 53 | 66 | 6 | 9 | 10 | 0.110 | 1.05 | 0.94 | 0.42 | 0.10 | 0.09 | 0.04 | | | |
| 95158_09 * A | TBJD336 * 016C □ □ @ 9 A ++ | TBJD336 * 016C □ □ @ 9 A ++ | D | 33 | 16 | 250 | 4.2 | 42 | 52 | 4 | 6 | 6 | 0.150 | 0.77 | 0.70 | 0.31 | 0.19 | 0.17 | 0.08 | | | |
| 07016 076 * @ A + | TBJC476 * 016C □ □ @ 0 A ++ | TBJC476 * 016C □ □ @ 0 A ++ | C | 47 | 16 | 350 | 7.6 | 76 | 95 | 6 | 9 | 10 | 0.110 | 0.56 | 0.50 | 0.22 | 0.20 | 0.18 | 0.08 | | | |
| 07016 077 * @ A + | TBJC476 * 016L □ □ @ 0 A ++ | TBJC476 * 016L □ □ @ 0 A ++ | C | 47 | 16 | 110 | 7.6 | 76 | 95 | 6 | 9 | 10 | 0.110 | 1.00 | 0.90 | 0.40 | 0.11 | 0.10 | 0.04 | | | |
| 07016 078 * @ A + | TBJD476 * 016L □ □ @ 0 A ++ | TBJD476 * 016L □ □ @ 0 A ++ | D | 47 | 16 | 80 | 7.6 | 76 | 95 | 6 | 9 | 10 | 0.150 | 1.37 | 1.23 | 0.55 | 0.11 | 0.10 | 0.04 | | | |
| 95158_10 * A | TBJD476 * 016C □ □ @ 9 A ++ | TBJD476 * 016C □ □ @ 9 A ++ | D | 47 | 16 | 150 | 7.5 | 75 | 94 | 6 | 9 | 9 | 0.150 | 1.00 | 0.90 | 0.40 | 0.15 | 0.14 | 0.06 | | | |
| 07016 079 * @ A + | TBJD686 * 016C □ □ @ 9 A ++ | TBJD686 * 016C □ □ @ 9 A ++ | D | 68 | 16 | 100 | 10.9 | 109 | 136 | 6 | 9 | 10 | 0.150 | 1.00 | 0.90 | 0.40 | 0.15 | 0.14 | 0.06 | | | |
| 07016 080 * @ A + | TBJD107 * 016C □ □ @ 9 A ++ | TBJD107 * 016C □ □ @ 9 A ++ | D | 100 | 16 | 125 | 16 | 160 | 200 | 6 | 9 | 10 | 0.150 | 1.10 | 0.99 | 0.44 | 0.14 | 0.12 | 0.05 | | | |
| 07016 081 * @ A + | TBJD107 * 016L □ □ @ 0 A ++ | TBJD107 * 016L □ □ @ 0 A ++ | D | 100 | 16 | 50 | 16 | 160 | 200 | 6 | 9 | 10 | 0.150 | 1.73 | 1.56 | 0.69 | 0.09 | 0.08 | 0.03 | | | |
| 95158_11 * A | TBJE107 * 016C □ □ @ 9 A ++ | TBJE107 * 016C □ □ @ 9 A ++ | E | 100 | 16 | 100 | 16 | 160 | 200 | 6 | 9 | 10 | 0.165 | 1.28 | 1.16 | 0.51 | 0.13 | 0.12 | 0.05 | | | |
| 07016 082 M @ A + | TBJD157 M □ □ @ 0 A ++ | TBJD157 M □ □ @ 0 A ++ | D | 150 | 16 | 150 | 24 | 240 | 300 | 6 | 9 | 10 | 0.150 | 1.00 | 0.90 | 0.40 | 0.15 | 0.14 | 0.06 | | | |
| 07016 083 M @ A + | TBJD157 M □ □ @ 0 A ++ | TBJD157 M □ □ @ 0 A ++ | D | 150 | 16 | 60 | 24 | 240 | 300 | 6 | 9 | 10 | 0.150 | 1.58 | 1.42 | 0.63 | 0.09 | 0.09 | 0.04 | | | |
| 07016 084 * @ A + | TBJV157 * 016L □ □ @ 0 A ++ | TBJV157 * 016L □ □ @ 0 A ++ | V | 150 | 16 | 45 | 24 | 240 | 300 | 6 | 9 | 10 | 0.250 | 2.36 | 2.12 | 0.94 | 0.11 | 0.10 | 0.04 | | | |
| 07016 085 * @ A + | TBJV227 * 016L □ □ @ 0 A ++ | TBJV227 * 016L □ □ @ 0 A ++ | V | 220 | 16 | 50 | 35.2 | 352 | 440 | 8 | 10 | 12 | 0.250 | 2.24 | 2.01 | 0.89 | 0.11 | 0.10 | 0.04 | | | |
| 07016 086 * @ A + | TBJA155 * 020C □ □ @ 9 A ++ | TBJA155 * 020C □ □ @ 9 A ++ | A | 1.5 | 20 | 6500 | 0.5 | 5 | 6 | 6 | 8 | 10 | 0.075 | 0.11 | 0.10 | 0.04 | 0.70 | 0.63 | 0.28 | | | |
| 07016 087 * @ A + | TBJA225 * 020C □ □ @ 9 A ++ | TBJA225 * 020C □ □ @ 9 A ++ | A | 2.2 | 20 | 3000 | 0.5 | 5 | 6 | 6 | 8 | 10 | 0.075 | 0.16 | 0.14 | 0.06 | 0.47 | 0.43 | 0.19 | | | |
| 07016 088 * @ A + | TBJA475 * 020C □ □ @ 9 A ++ | TBJA475 * 020C □ □ @ 9 A ++ | A | 4.7 | 20 | 4000 | 1 | 10 | 13 | 6 | 8 | 10 | 0.075 | 0.14 | 0.12 | 0.05 | 0.55 | 0.49 | 0.22 | | | |
| 07016 089 * @ A + | TBJA475 * 020L □ □ @ 0 A ++ | TBJA475 * 020L □ □ @ 0 A ++ | A | 4.7 | 20 | 1800 | 1 | 10 | 13 | 6 | 8 | 10 | 0.075 | 0.20 | 0.18 | 0.08 | 0.37 | 0.33 | 0.15 | | | |
| 07016 090 * @ A + | TBJB475 * 020C □ □ @ 9 A ++ | TBJB475 * 020C □ □ @ 9 A ++ | B | 4.7 | 20 | 2 | 20 | 25 | 20 | 6 | 8 | 10 | 0.085 | 0.29 | 0.26 | 0.12 | 0.29 | 0.26 | 0.12 | | | |
| 07016 091 * @ A + | TBJB685 * 020C □ □ @ 9 A ++ | TBJB685 * 020C □ □ @ 9 A ++ | B | 6.8 | 20 | 1000 | 1.4 | 14 | 18 | 6 | 8 | 10 | 0.085 | 0.29 | 0.26 | 0.12 | 0.29 | 0.26 | 0.12 | | | |
| 07016 092 * @ A + | TBJB106 * 020C □ □ @ 9 A ++ | TBJB106 * 020C □ □ @ 9 A ++ | B | 10 | 20 | 1000 | 0.7 | 7 | 9 | 6 | 8 | 10 | 0.085 | 0.29 | 0.26 | 0.12 | 0.29 | 0.26 | 0.12 | | | |
| 07016 093 * @ A + | TBJB106 * 020L □ □ @ 0 A ++ | TBJB106 * 020L □ □ @ 0 A ++ | B | 10 | 20 | 500 | 0.7 | 7 | 9 | 6 | 8 | 10 | 0.085 | 0.41 | 0.37 | 0.16 | 0.21 | 0.19 | 0.08 | | | |
| 07016 094 * @ A + | TBJC106 * 020C □ □ @ 9 A ++ | TBJC106 * 020C □ □ @ 9 A ++ | C | 10 | 20 | 700 | 1.4 | 14 | 18 | 6 | 8 | 10 | 0.110 | 0.40 | 0.36 | 0.16 | 0.28 | 0.25 | 0.11 | | | |
| 07016 095 * @ A + | TBJB156 * 020C □ □ @ 9 A ++ | TBJB156 * 020C □ □ @ 9 A ++ | B | 15 | 20 | 500 | 3 | 30 | 38 | 6 | 8 | 10 | 0.085 | 0.41 | | | | | | | | |

| RATING & PART NUMBER REFERENCE | | | Parametric Specifications by Rating per DSCC 95158 or 07016 where applicable | | | | | | | | | | Typical Ripple Data by Rating | | | | | | | | | |
|--------------------------------|----------------------------------|----------------------------------|--|-------------|--------------------------|----------------------|-----------------|--------|-------|---------------------|-------|-------------------|-------------------------------|----------------------|-----------------------|----------------------|----------------------|-----------------------|---|---|--|--|
| DSCC P/N | AVX DSCC & COTS-Plus P/N | AVX SRC9000 P/N | Case | Cap @ 120Hz | DC Rated Voltage @ +85°C | ESR @ 100kHz @ +25°C | DCL max @ +85°C | +125°C | +25°C | DF Max @ (65/125)°C | -55°C | Power Dissipation | 25°C Ripple (100kHz) | 85°C Ripple (100kHz) | 125°C Ripple (100kHz) | 25°C Ripple (100kHz) | 85°C Ripple (100kHz) | 125°C Ripple (100kHz) | | | | |
| | | | | µF @ 25°C | V | mOhms | µA | µA | (%) | (%) | W | A | A | A | A | V | V | V | V | V | | |
| 95158 20 * A | TBJ E 685 * 035 C □ # @ 0 * A ++ | TBJ D 106 * 035 C □ # @ 0 * A ++ | E | 6.8 | 35 | 300 | 11.4 | 19 | 4 | 6 | 6 | 0.110 | 0.61 | 0.54 | 0.24 | 0.18 | 0.16 | 0.07 | | | | |
| 07016 144 * @ A + | TBJ C 106 * 035 C □ # @ 0 * A ++ | TBJ D 106 * 035 C □ # @ 0 * A ++ | C | 10 | 35 | 1600 | 35 | 44 | 6 | 9 | 9 | 0.150 | 0.31 | 0.28 | 0.12 | 0.49 | 0.44 | 0.20 | | | | |
| 95158 27 * A | TBJ D 106 * 035 C □ # @ 0 * A ++ | TBJ D 106 * 035 C □ # @ 0 * A ++ | D | 10 | 35 | 300 | 35 | 44 | 6 | 9 | 9 | 0.150 | 0.71 | 0.64 | 0.28 | 0.21 | 0.19 | 0.08 | | | | |
| 07016 145 * @ A + | TBJ D 106 * 035 L □ # @ 0 * A ++ | TBJ D 106 * 035 L □ # @ 0 * A ++ | D | 10 | 35 | 125 | 35 | 42 | 6 | 9 | 9 | 0.165 | 1.15 | 1.03 | 0.46 | 0.14 | 0.13 | 0.06 | | | | |
| 95158 21 * A | TBJ E 106 * 035 C □ # @ 0 * A ++ | TBJ D 106 * 035 C □ # @ 0 * A ++ | E | 10 | 35 | 250 | 16.8 | 28 | 4 | 6 | 6 | 0.110 | 0.66 | 0.60 | 0.27 | 0.17 | 0.15 | 0.07 | | | | |
| 07016 146 * @ A + | TBJ C 156 * 035 C □ # @ 0 * A ++ | TBJ D 156 * 035 C □ # @ 0 * A ++ | C | 15 | 35 | 450 | 53 | 66 | 6 | 9 | 9 | 0.150 | 0.58 | 0.64 | 0.23 | 0.26 | 0.23 | 0.10 | | | | |
| 07016 147 * @ A + | TBJ D 156 * 035 C □ # @ 0 * A ++ | TBJ D 156 * 035 C □ # @ 0 * A ++ | D | 15 | 35 | 300 | 53 | 66 | 6 | 9 | 9 | 0.150 | 0.71 | 0.64 | 0.28 | 0.21 | 0.19 | 0.08 | | | | |
| 07016 148 * @ A + | TBJ D 156 * 035 L □ # @ 0 * A ++ | TBJ D 156 * 035 L □ # @ 0 * A ++ | D | 15 | 35 | 100 | 53 | 66 | 6 | 9 | 9 | 0.165 | 1.28 | 1.16 | 0.51 | 0.13 | 0.12 | 0.05 | | | | |
| 95158 22 * A | TBJ E 156 * 035 C □ # @ 0 * A ++ | TBJ D 226 * 035 C □ # @ 0 * A ++ | E | 15 | 35 | 250 | 53 | 66 | 6 | 9 | 9 | 0.150 | 0.77 | 0.70 | 0.31 | 0.19 | 0.17 | 0.08 | | | | |
| 07016 149 * @ A + | TBJ D 226 * 035 C □ # @ 0 * A ++ | TBJ D 226 * 035 C □ # @ 0 * A ++ | D | 22 | 35 | 400 | 77 | 96 | 6 | 9 | 9 | 0.150 | 0.61 | 0.55 | 0.24 | 0.24 | 0.22 | 0.10 | | | | |
| 07016 150 * @ A + | TBJ D 226 * 035 L □ # @ 0 * A ++ | TBJ D 226 * 035 L □ # @ 0 * A ++ | D | 22 | 35 | 125 | 77 | 96 | 6 | 9 | 9 | 0.165 | 1.15 | 1.03 | 0.46 | 0.14 | 0.13 | 0.06 | | | | |
| 95158 23 * A | TBJ E 226 * 035 C □ # @ 0 * A ++ | TBJ E 226 * 035 C □ # @ 0 * A ++ | E | 22 | 35 | 300 | 77 | 96 | 6 | 9 | 9 | 0.165 | 0.74 | 0.67 | 0.30 | 0.22 | 0.20 | 0.09 | | | | |
| 07016 151 * @ A + | TBJ E 226 * 035 L □ # @ 0 * A ++ | TBJ E 226 * 035 L □ # @ 0 * A ++ | E | 22 | 35 | 125 | 77 | 96 | 6 | 9 | 9 | 0.150 | 1.10 | 0.99 | 0.44 | 0.14 | 0.12 | 0.05 | | | | |
| 07016 152 M @ A + | TBJ D 336 M 035 C □ # @ 0 * A ++ | TBJ D 336 M 035 C □ # @ 0 * A ++ | D | 33 | 35 | 300 | 116 | 145 | 6 | 9 | 9 | 0.150 | 0.71 | 0.64 | 0.28 | 0.21 | 0.19 | 0.08 | | | | |
| 07016 153 M @ A + | TBJ D 336 M 035 L □ # @ 0 * A ++ | TBJ D 336 M 035 L □ # @ 0 * A ++ | D | 33 | 35 | 200 | 116 | 145 | 6 | 9 | 9 | 0.165 | 0.91 | 0.82 | 0.36 | 0.18 | 0.16 | 0.07 | | | | |
| 07016 154 M @ A + | TBJ E 336 M 035 L □ # @ 0 * A ++ | TBJ E 336 M 035 L □ # @ 0 * A ++ | E | 33 | 35 | 300 | 116 | 145 | 6 | 9 | 9 | 0.165 | 0.74 | 0.67 | 0.30 | 0.22 | 0.20 | 0.09 | | | | |
| 07016 155 M @ A + | TBJ E 476 M 035 L □ # @ 0 * A ++ | TBJ E 476 M 035 L □ # @ 0 * A ++ | E | 47 | 35 | 200 | 165 | 206 | 6 | 9 | 9 | 0.250 | 1.00 | 0.90 | 0.40 | 0.25 | 0.23 | 0.10 | | | | |
| 07016 156 M @ A + | TBJ A 154 M 050 C □ # @ 0 * A ++ | TBJ A 154 M 050 C □ # @ 0 * A ++ | A | 0.47 | 50 | 15000 | 0.5 | 5 | 6 | 6 | 6 | 0.075 | 0.61 | 0.55 | 0.24 | 0.12 | 0.11 | 0.05 | | | | |
| 07016 157 M @ A + | TBJ A 154 M 050 C □ # @ 0 * A ++ | TBJ A 224 M 050 C □ # @ 0 * A ++ | A | 0.22 | 50 | 18000 | 0.5 | 5 | 6 | 6 | 6 | 0.075 | 0.66 | 0.60 | 0.03 | 1.16 | 1.05 | 0.46 | | | | |
| 07016 158 M @ A + | TBJ A 474 * 050 C □ # @ 0 * A ++ | TBJ A 474 * 050 C □ # @ 0 * A ++ | A | 0.47 | 50 | 9500 | 0.5 | 5 | 6 | 6 | 6 | 0.085 | 0.09 | 0.09 | 0.04 | 0.90 | 0.81 | 0.36 | | | | |
| 07016 159 * @ A + | TBJ A 474 * 050 C □ # @ 0 * A ++ | TBJ B 474 * 050 C □ # @ 0 * A ++ | B | 0.47 | 50 | 9500 | 0.5 | 5 | 6 | 6 | 6 | 0.075 | 0.09 | 0.08 | 0.04 | 0.84 | 0.76 | 0.34 | | | | |
| 07016 160 * @ A + | TBJ B 474 * 050 C □ # @ 0 * A ++ | TBJ B 474 * 050 C □ # @ 0 * A ++ | B | 0.47 | 50 | 9500 | 0.5 | 5 | 6 | 6 | 6 | 0.075 | 0.09 | 0.08 | 0.04 | 0.84 | 0.76 | 0.34 | | | | |
| 07016 161 * @ A + | TBJ A 684 * 050 C □ # @ 0 * A ++ | TBJ A 684 * 050 C □ # @ 0 * A ++ | A | 0.68 | 50 | 7900 | 0.5 | 5 | 6 | 6 | 6 | 0.075 | 0.10 | 0.09 | 0.04 | 0.77 | 0.69 | 0.31 | | | | |
| 07016 162 M @ A + | TBJ A 105 M 050 C □ # @ 0 * A ++ | TBJ A 105 M 050 C □ # @ 0 * A ++ | A | 1.0 | 50 | 8600 | 0.5 | 5 | 6 | 6 | 6 | 0.075 | 0.11 | 0.10 | 0.05 | 0.75 | 0.67 | 0.30 | | | | |
| 07016 163 * @ A + | TBJ B 105 * 050 C □ # @ 0 * A ++ | TBJ B 105 * 050 C □ # @ 0 * A ++ | B | 1.0 | 50 | 7000 | 0.5 | 5 | 6 | 6 | 6 | 0.110 | 0.13 | 0.11 | 0.05 | 0.88 | 0.79 | 0.35 | | | | |
| 07016 164 * @ A + | TBJ C 155 * 050 L □ # @ 0 * A ++ | TBJ C 155 * 050 L □ # @ 0 * A ++ | C | 1.5 | 50 | 2000 | 0.8 | 8 | 10 | 6 | 8 | 0.150 | 0.27 | 0.25 | 0.11 | 0.55 | 0.49 | 0.22 | | | | |
| 07016 165 * @ A + | TBJ D 155 * 050 L □ # @ 0 * A ++ | TBJ D 155 * 050 L □ # @ 0 * A ++ | D | 1.5 | 50 | 1500 | 0.8 | 8 | 10 | 6 | 8 | 0.150 | 0.32 | 0.28 | 0.13 | 0.47 | 0.43 | 0.19 | | | | |
| 07016 166 * @ A + | TBJ D 225 * 050 L □ # @ 0 * A ++ | TBJ D 225 * 050 L □ # @ 0 * A ++ | D | 2.2 | 50 | 1200 | 1.1 | 11 | 14 | 6 | 8 | 0.150 | 0.35 | 0.32 | 0.14 | 0.42 | 0.38 | 0.17 | | | | |
| 07016 167 * @ A + | TBJ D 335 * 050 L □ # @ 0 * A ++ | TBJ D 335 * 050 L □ # @ 0 * A ++ | D | 3.3 | 50 | 800 | 1.7 | 17 | 21 | 6 | 9 | 0.150 | 0.43 | 0.39 | 0.17 | 0.35 | 0.31 | 0.14 | | | | |
| 07016 168 * @ A + | TBJ D 475 * 050 L □ # @ 0 * A ++ | TBJ D 475 * 050 L □ # @ 0 * A ++ | D | 4.7 | 50 | 300 | 2.4 | 24 | 30 | 6 | 9 | 0.165 | 0.74 | 0.67 | 0.30 | 0.22 | 0.20 | 0.09 | | | | |
| 95158 24 * A | TBJ E 475 * 050 C □ # @ 0 * A ++ | TBJ D 475 * 050 C □ # @ 0 * A ++ | E | 4.7 | 50 | 300 | 19 | 11.4 | 19 | 4 | 6 | 0.150 | 0.71 | 0.64 | 0.28 | 0.21 | 0.19 | 0.08 | | | | |
| 07016 169 * @ A + | TBJ D 685 * 050 C □ # @ 0 * A ++ | TBJ D 685 * 050 C □ # @ 0 * A ++ | D | 6.8 | 50 | 600 | 3.4 | 34 | 43 | 6 | 6 | 0.150 | 0.50 | 0.45 | 0.20 | 0.30 | 0.27 | 0.12 | | | | |
| 07016 170 * @ A + | TBJ D 685 * 050 L □ # @ 0 * A ++ | TBJ D 685 * 050 L □ # @ 0 * A ++ | D | 6.8 | 50 | 300 | 3.4 | 34 | 43 | 6 | 6 | 0.165 | 0.74 | 0.67 | 0.30 | 0.22 | 0.20 | 0.09 | | | | |
| 07016 171 * @ A + | TBJ E 685 * 050 C □ # @ 0 * A ++ | TBJ E 685 * 050 C □ # @ 0 * A ++ | E | 6.8 | 50 | 400 | 3.4 | 34 | 43 | 6 | 6 | 0.150 | 0.61 | 0.55 | 0.24 | 0.24 | 0.22 | 0.10 | | | | |

All technical data relates to an ambient temperature of +25°C. Capacitance and DF are measured at 120Hz, 0.5V RMS with a maximum DC bias of 2.2 volts. DCL is measured at rated voltage after 5 minutes. NOTE: AVX reserves the right to supply a higher voltage rating or tighter tolerance part in the same case size, to the same reliability standards.